

PROF. ANCHAL SRIVASTAVA  
Department of Physics  
University of Lucknow  
Lucknow - India

Lectures 1, 2, 3 for  
MSc (Physics) - Optoelectronics students  
March 16, 2020

'Interference Experiments'  
'Optical data Processing'

Photodetectors are sensitive only to  $\vec{E}$  (and not  $\vec{B}$ ). <sup>①</sup>

$$\vec{E}(\vec{r}, t) = A' \cos(\vec{k} \cdot \vec{r} - \omega t) = \frac{A'}{2} \left[ e^{i(\vec{k} \cdot \vec{r} - \omega t)} + e^{-i(\vec{k} \cdot \vec{r} - \omega t)} \right]$$

$$= A \left[ \dots + \dots \right]$$

$$= \vec{E}^+(\vec{r}, t) + \vec{E}^-(\vec{r}, t)$$

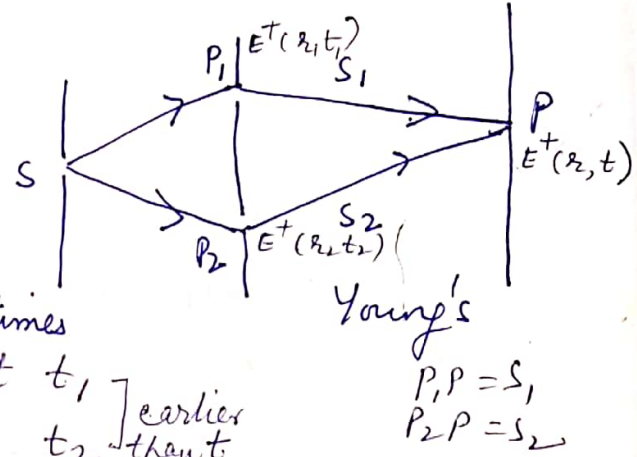
let  $\frac{A'}{2} = A$

$$\vec{E}^-(\vec{r}, t) = \vec{E}^{+*}(\vec{r}, t) \text{ (c.c.)}$$

Since classical measuring devices respond to Real  $\vec{E}$  only  
 $\therefore$  In classical theory either  $E^+(\vec{r}, t)$  or  $E^-(\vec{r}, t)$  is taken to represent the field.

### Interference Experiments

Field at P at time  $t = E^+(\vec{r}, t)$   
 = certain linear superpos<sup>n</sup> of the fields present at the two pinholes at earlier times



At  $P_1$ ,  $E^+(\vec{r}_1, t_1)$  at instant  $t_1$  ] earlier than  $t$   
 $P_2$ ,  $E^+(\vec{r}_2, t_2)$  " "  $t_2$

$$t = t_1 + \frac{S_1}{c}, \quad t_1 = t - \frac{S_1}{c}$$

$$t = t_2 + \frac{S_2}{c}, \quad t_2 = t - \frac{S_2}{c}$$

Field at pt. P at time  $t$  is

$$E^+(\vec{r}, t) = \lambda_1 E^+(\vec{r}_1, t_1) + \lambda_2 E^+(\vec{r}_2, t_2)$$

$\lambda_1, \lambda_2 \rightarrow$  depend upon the geometry of arrangement.  $\lambda$  are complex quantities

The photodetector responds to modulus of square of some complex field amplitude. So

$$|E^+(\vec{r}, t)|^2 = E^+(\vec{r}, t) E^-(\vec{r}, t)$$

$$= [\lambda_1 E^+(\vec{r}_1, t_1) + \lambda_2 E^+(\vec{r}_2, t_2)] \cdot [\lambda_1^* E^-(\vec{r}_1, t_1) + \lambda_2^* E^-(\vec{r}_2, t_2)]$$

$$= \lambda_1 \lambda_1^* E^+(\vec{r}_1, t_1) E^-(\vec{r}_1, t_1) + \lambda_1 \lambda_2^* E^+(\vec{r}_1, t_1) E^-(\vec{r}_2, t_2) + \lambda_2 \lambda_1^* E^+(\vec{r}_2, t_2) E^-(\vec{r}_1, t_1) + \lambda_2 \lambda_2^* E^+(\vec{r}_2, t_2) E^-(\vec{r}_2, t_2)$$

$$= |\lambda_1|^2 E^+(\vec{r}_1, t_1) E^-(\vec{r}_1, t_1) + |\lambda_2|^2 E^+(\vec{r}_2, t_2) E^-(\vec{r}_2, t_2) + 2 \operatorname{Re} \{ \lambda_1^* \lambda_2 E^-(\vec{r}_1, t_1) E^+(\vec{r}_2, t_2) \}$$

$\because a + a^* = 2 \operatorname{Re} a$   
 $(a + i\omega) + (a - i\omega) = 2a = 2 \operatorname{Re} a$

Op. light detector have long response times and are capable of measuring avg. intensity only.  
 Take ensemble average

$$I = \langle |E^+(r, t)|^2 \rangle = |\lambda_1|^2 \langle |E^+(r_1, t_1)|^2 \rangle + |\lambda_2|^2 \langle |E^+(r_2, t_2)|^2 \rangle + 2 \operatorname{Re} \lambda_1^* \lambda_2 \langle E^-(r_1, t_1) E^+(r_2, t_2) \rangle$$

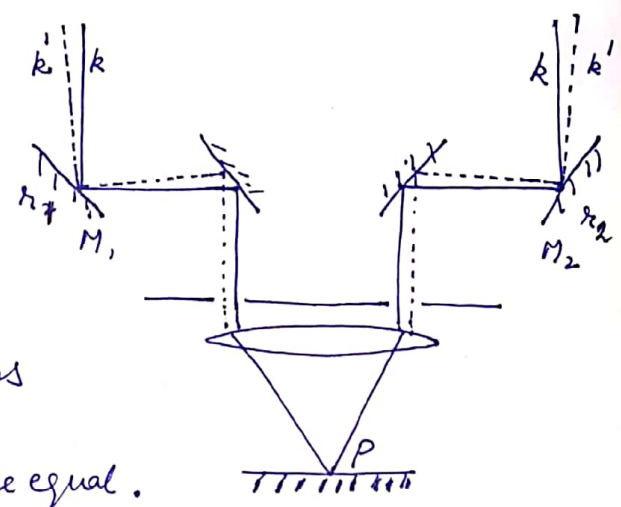
$$G^{(1)}(r_1, t_1, r_2, t_2) = \langle E^-(r_1, t_1) E^+(r_2, t_2) \rangle$$

$$I = |\lambda_1|^2 G^{(1)}(r_1, t_1, r_1, t_1) + |\lambda_2|^2 G^{(1)}(r_2, t_2, r_2, t_2) + 2 \operatorname{Re} \lambda_1^* \lambda_2 G^{(1)}(r_1, t_1, r_2, t_2)$$

∴ vector prop. of the field are not imp. in this expt. ∴ vector or tensor indices of the fields and G are omitted.  
 If plane of posn plays any role then we can't omit. Diff. effects of slits ignored.

Michelson Stellar Interferometer

Field incident upon a detector is a superposition of 2 waves (plane).  
 Prop. vector is only slightly different.



(e.g. monochromatically filtered light from the two members of a double star)

Assume freq. of both waves are equal. Then field can be expressed as

$$E^+(r, t) = A e^{i(k \cdot r - \omega t)} + B e^{i(k' \cdot r - \omega t)}$$

Field at P at time t is, in effect, = sum of the two fields falling on M1 + M2 at t' (if op. paths M1P = M2P)

Field at M1 and M2 can be written as

$$E^+(r_1, t') = A e^{i(k \cdot r_1 - \omega t')} + B e^{i(k' \cdot r_1 - \omega t')}$$

and  $E^+(r_2, t') = A e^{i(k \cdot r_2 - \omega t')} + B e^{i(k' \cdot r_2 - \omega t')}$

Now, Resultant intensity at point P is

$$E^+(r, t) = E^+(r_1, t') + E^+(r_2, t')$$

Therefore  $E^-(r, t) =$

Since detector responds to modulus of square of field amplitude (i.e. intensity), so



$$|E^+(r,t)|^2 = E^+(r,t) E^-(r,t)$$

$$= [A e^{i(k \cdot r_1 - \omega t')} + B e^{i(k' \cdot r_1 - \omega t')} + A e^{i(k \cdot r_2 - \omega t')} + B e^{i(k' \cdot r_2 - \omega t')}] \cdot [A^* e^{-i(k \cdot r_1 - \omega t')} + B^* e^{-i(k' \cdot r_1 - \omega t')} + A^* e^{-i(k \cdot r_2 - \omega t')} + B^* e^{-i(k' \cdot r_2 - \omega t')}]$$

Take avg. since in 1 sec. more than  $10^8$  waves pass with diff. phases. Our obser<sup>n</sup> time is not as small as  $10^{-8}$  sec.

$$\langle |E^+(r,t)|^2 \rangle = \langle [AA^* + BB^* + AA^* + BB^* + AB^* e^{i(k \cdot r_1 - \omega t')} e^{-i(k' \cdot r_1 - \omega t')} + AA^* e^{i(k \cdot r_1 - \omega t')} e^{-i(k \cdot r_2 - \omega t')} + AB^* e^{i(k \cdot r_1 - \omega t')} e^{-i(k' \cdot r_2 - \omega t')} + BA^* e^{i(k' \cdot r_1 - \omega t')} e^{-i(k \cdot r_1 - \omega t')} + BA^* e^{i(k' \cdot r_1 - \omega t')} e^{-i(k \cdot r_2 - \omega t')} + BA^* e^{i(k' \cdot r_1 - \omega t')} e^{-i(k' \cdot r_2 - \omega t')} + AA^* e^{i(k \cdot r_2 - \omega t')} e^{-i(k' \cdot r_1 - \omega t')} + AB^* e^{i(k \cdot r_2 - \omega t')} e^{-i(k' \cdot r_2 - \omega t')} + BA^* e^{i(k' \cdot r_2 - \omega t')} e^{-i(k \cdot r_1 - \omega t')} + BB^* e^{i(k' \cdot r_2 - \omega t')} e^{-i(k' \cdot r_1 - \omega t')} + BA^* e^{i(k' \cdot r_2 - \omega t')} e^{-i(k \cdot r_2 - \omega t')}] \rangle$$

$\langle A \rangle = \langle B \rangle = 0$   
 $\langle AB^* \rangle$   
 $\langle |A|^2 A^* B \rangle = 0$

$\langle |A|^{2n} \rangle \neq 0$   
 $\langle B \rangle \neq 0$   
 $n=1,2, \dots$

$$= 2 \langle |A|^2 \rangle + 2 \langle |B|^2 \rangle + \langle |A|^2 e^{ik(r_1 - r_2)} \rangle + \langle |B|^2 e^{ik'(r_1 - r_2)} \rangle + \langle |A|^2 e^{ik(r_2 - r_1)} \rangle + \langle |B|^2 e^{ik'(r_2 - r_1)} \rangle + \langle AB^* e^{i(k-k')r_1} + AB^* e^{i(kr_1 - k'r_2)} + BA^* e^{i(k'-k)r_1} + BA^* e^{i(k'r_1 - kr_2)} + AB^* e^{i(k-k')r_2} + AB^* e^{i(kr_2 - k'r_1)} + BA^* e^{i(k'-k)r_2} + BA^* e^{i(k'r_2 - kr_1)} \rangle$$

$\langle AB^* \rangle = \langle A \rangle \langle B^* \rangle = 0$

$$= 2 \langle |A|^2 \rangle + 2 \langle |B|^2 \rangle + \langle |A|^2 \{ e^{ik(r_1 - r_2)} + e^{-ik(r_1 - r_2)} \} \rangle + \langle |B|^2 \{ e^{ik'(r_1 - r_2)} + e^{-ik'(r_1 - r_2)} \} \rangle = 2 \text{Re} \{ \langle |A|^2 + |B|^2 + \langle |A|^2 \rangle e^{-ik \cdot (r_1 - r_2)} + \langle |B|^2 \rangle e^{-ik' \cdot (r_1 - r_2)} \} \quad (2.11)$$

Now correlation function

$$G^{(1)}(r_1 t, r_2 t') = \langle E^-(r_1 t) E^+(r_2 t') \rangle$$

$$\begin{aligned} \therefore G^{(1)}(r_1 t, r_2 t') &= \langle E^-(r_1 t) E^+(r_2 t') \rangle \\ &= \langle \{ A^* e^{-i(k r_1 - \omega t)} + B^* e^{-i(k' r_1 - \omega t)} \} \cdot \{ A e^{i(k r_2 - \omega t')} + B e^{i(k' r_2 - \omega t')} \} \rangle \\ &= \langle |A|^2 e^{ik(r_2 - r_1)} + |B|^2 e^{ik'(r_2 - r_1)} \rangle \end{aligned} \tag{2.12}$$

$G$  is time indep  $\Rightarrow$  stationary character of field.

$$\therefore \langle AB^* \rangle = 0$$

From (2.11)

$$\therefore \langle |E^+(r_1 t)|^2 \rangle = 2 \operatorname{Re} \{ |A|^2 + |B|^2 \} + G^{(1)}(r_1 t, r_2 t') \tag{2.13}$$

The corr<sup>n</sup> fn<sup>y</sup>  $G^{(1)}$  contains two spatially osc<sup>d</sup> terms. The displacement  $r_1 - r_2$  will decide that whether these terms reinforce or cancel each other.  $G^{(1)}$  is the interference term.

If  $\langle |A|^2 \rangle = \langle |B|^2 \rangle$  then

$$\begin{aligned} \langle |E^+(r_1 t)|^2 \rangle &= 4 \langle |A|^2 \rangle + 2 \operatorname{Re} \{ \langle |A|^2 \rangle (e^{ik(r_2 - r_1)} + e^{ik'(r_2 - r_1)}) \} \\ &= 4 \langle |A|^2 \rangle + 2 \langle |A|^2 \rangle \{ \cos k(r_2 - r_1) + \cos k'(r_2 - r_1) \} \\ &= \{ 2 \cos \frac{(k+k')(r_1 - r_2)}{2} \cdot \cos \frac{(k-k')(r_1 - r_2)}{2} \} \\ &= 4 \langle |A|^2 \rangle \left\{ 1 + \cos \left[ \frac{1}{2} \cdot \cos \right. \right. \end{aligned} \tag{2.14}$$

If  $r_1 - r_2$  is adjusted so that

$$\cos \frac{1}{2} (k - k') (r_1 - r_2) = 0 \text{ then fringes will disappear.}$$

- Appearance of fringes imply existence of two sources
- Dis " " " gives  $r_1 - r_2$  and thereby the angular separation
- large interferometers required (difficult)

• Random variations of  $r_1, r_2$  along the op. path can wash out interference pattern.

• Similar instruments: for radio astronomy to determine size of celestial radio sources  
Two separate antenna supply signal to common detector. If separation of antennas increased, random ph. diff. occur (difficulty)

Radio interferometer of Hanbury Brown & Twiss

- signals detected at antennas individually
- high frequency components of the incoming radiation is filtered out.
- Only the measure of the 'fluctuations of the intensities' arriving at the receivers' is transmitted to central observ. point.
- Detector signals are of relatively low frequency  
 ∴ they are easy to transmit faithfully, over distances large compared to the limiting dimensions of Michelson interferometer
- deals with 'average of the product of two random intensities' rather than with a single intensity.

Each detector responds to  $|E^+(s, t)|^2$

At P<sub>1</sub>

$$E^+(s, t) \equiv E^+(r_1, t) = A e^{i(k \cdot r_1 - \omega t)} + B e^{i(k' \cdot r_1 - \omega t)}$$

At P<sub>2</sub>

$$E^+(s, t) \equiv E^+(r_2, t) = A e^{i(k \cdot r_2 - \omega t)} + B e^{i(k' \cdot r_2 - \omega t)}$$

$$|E^+(r_1, t)|^2 = E^+(r_1, t) E^-(r_1, t)$$

$$= |A|^2 + |B|^2 + AB^* e^{i(k-k') \cdot r_1} + A^* B e^{-i(k-k') \cdot r_1}$$

∴  $\langle AB^* \rangle = 0$   
 ∴ no interference term

∴ Brown and Twiss multiplied the detected signal and only then took the statistical average.

$$\langle |E^+(r_1, t)|^2 |E^+(r_2, t)|^2 \rangle = \left\{ |A|^2 + |B|^2 + AB^* e^{i(k-k') \cdot r_1} + A^* B e^{-i(k-k') \cdot r_1} \right\} \cdot \left\{ |A|^2 + |B|^2 + AB^* e^{i(k-k') \cdot r_2} + A^* B e^{-i(k-k') \cdot r_2} \right\}$$

$$= \langle (|A|^2 + |B|^2)^2 + |A|^2 |B|^2 e^{i(k-k') \cdot (r_1 - r_2)} + |A|^2 |B|^2 e^{-i(k-k') \cdot (r_1 - r_2)} \rangle$$

$\langle |A|^2 A^* B \rangle = 0$  etc.

$$= \langle (|A|^2 + |B|^2)^2 \rangle + 2 \langle |A|^2 |B|^2 \rangle \cos [(k-k') \cdot (r_1 - r_2)]$$

quartic
interference effect



# Optical Data Processing

## Fraunhofer diffraction and the Fourier Transform

Fraunhofer diffraction Pattern (within certain approx.)  $\equiv$  F.T. of the E-field amplitude distribution in the object plane

$$f(x) = \frac{1}{2\pi} \int_{-\infty}^{+\infty} g(k) e^{-ikx} dk \quad \text{---(1)}$$

$$g(k) = \int_{-\infty}^{+\infty} f(x) e^{ikx} dx \quad \text{---(2)}$$

Eq. (1)  $\Rightarrow$  An arbitrary, non-periodic fn.  $f(x)$  can be obtained by summing a continuous distribution of plane waves with amplitude distribution  $g(k)$

- $f(x)$  and  $g(k)$  are F.T. pair.

• In 2d

$$f(x, y) = \frac{1}{(2\pi)^2} \iint_{-\infty}^{+\infty} g(k_x, k_y) e^{-i(xk_x + yk_y)} dk_x dk_y \quad \text{---(3)}$$

$$g(k_x, k_y) = \iint_{-\infty}^{+\infty} f(x, y) e^{i(xk_x + yk_y)} dx dy \quad \text{---(4)}$$

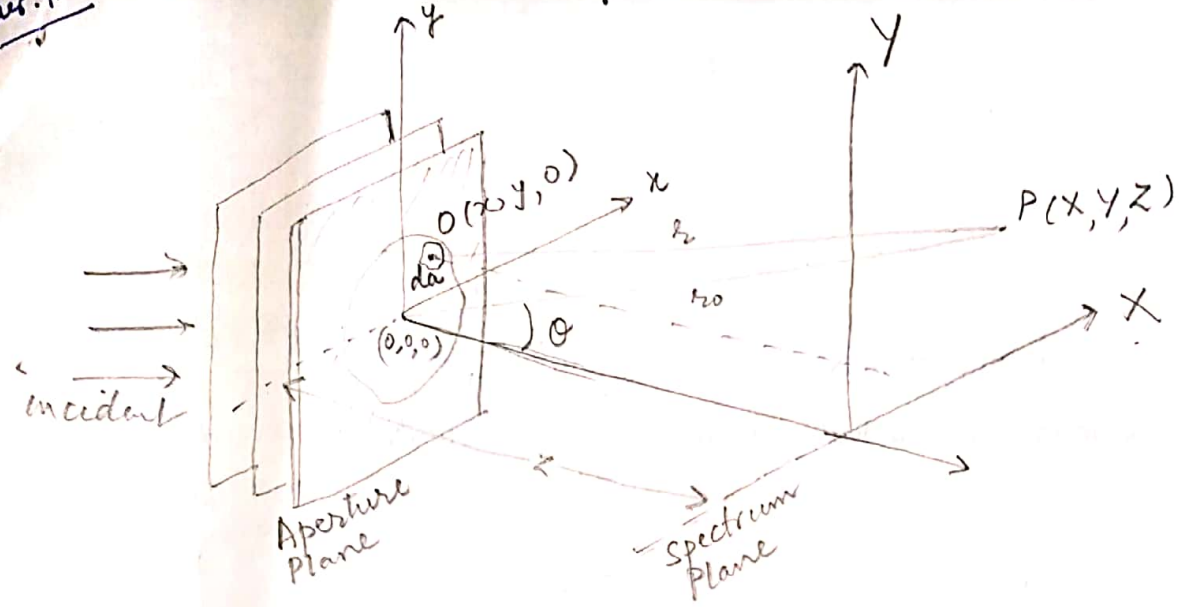
Thus,

Non-periodic fn.  $f(x, y) =$  sum of a distribution of plane waves, each with amplitude  $g(k_x, k_y)$  and constant phase i.e.

$$xk_x + yk_y = \text{constant} \quad \text{---(5)}$$

$k_x, k_y$  ( $\approx \frac{2\pi}{\lambda}$ ) are spatial frequencies ( $\frac{1}{\lambda}$ ) components

- [Eq. (5) is a straight line in  $x$ - $y$  plane. As  $k_x, k_y$  vary the slopes of these lines vary.
- Individual plane waves (of continuous distribution  $g(k_x, k_y) e^{-i(xk_x + yk_y)}$ ) intersect  $x$ - $y$  plane along the straight lines given by Eq. (5).
- Thus, synthesis of  $f(x, y)$  involves plane waves that vary in direction.



Arbitrary Aperture in  $xy$  plane.

Plane monochro. waves diffract from aper. plane

Diff. observed in Spectrum Plane ( $XY$  plane) at a distance  $z$

Contribution at  $P$  due to light amplitude from an area element  $da$  surrounding pt.  $O = dE_p$

$E_s \rightarrow$  source strength

$$dE_p = \left( \frac{E_s da}{r} \right) e^{i(\omega t - kr)} \quad \text{--- (6)}$$

Eq. (6) represents spherical wave. Its amplitude decreases with distance  $r$ .

$E_s \rightarrow$  source strength  $\equiv$  amp. / unit area of aperture near  $O$ .

For  $r=1$ , amp. =  $E_s da$

$E_s da \Rightarrow$  amp. due to area element  $da$  at unit distance from pt.  $O$

✓ If aperture is not uniformly illuminated or not uniformly transparent, then

$$E_s = E_s(x, y) \quad \text{--- (7)}, \quad \text{the aperture fn.}$$

Now

$$r^2 = (X-x)^2 + (Y-y)^2 + (Z-z)^2$$

$$r_0^2 = X^2 + Y^2 + Z^2$$

$$\therefore r^2 = r_0^2 + x^2 + y^2 - 2xX - 2yY \quad \text{--- (8)}$$

$x, y \ll r_0 \quad \therefore x^2, y^2$  negligible



$$\therefore r^2 = r_0^2 - 2(xX + yY) \Rightarrow r = r_0 \left[ 1 - \frac{2(xX + yY)}{r_0^2} \right]^{1/2} \quad (3)$$

$$r = r_0 \left[ 1 - \frac{xX + yY}{r_0^2} \right] \quad (9)$$

In Eq. (8), distance  $r$  appears in amp as well as phase

In amp.  $r \cong z$ ,

In phase  $r = E_0$  (9). Then  
 ( $\because$  phase sensitive to displacement)

$$dE_p = \left[ \frac{E_s(x,y) dx dy}{z} \right] e^{i\omega t} e^{-ik \left\{ r_0 \left( 1 - \frac{xX + yY}{r_0^2} \right) \right\}} \quad da = dx \cdot dy$$

$$= \left[ \frac{E_s dx dy}{z} \right] e^{i\omega t} e^{-ik \left\{ r_0 - \frac{xX + yY}{r_0} \right\}}$$

Integrate over the area of the aperture

$$E_p = \frac{e^{i(\omega t - kr_0)}}{z} \iint E_s(x,y) e^{ik \frac{(xX + yY)}{r_0}} dx dy \quad (11)$$

$$E_p \quad (k_x, k_y) = \iint E_s(x,y) e^{ik \frac{(xX + yY)}{r_0}} dx dy \quad (12)$$

relative amplitude distribution of the electric field in the spectrum plane

$$E_p(k_x, k_y) = \iint E_s(x,y) e^{i(xk_x + yk_y)} dx dy \quad (13)$$

Compare (13) with (4)

- $E_p$  and  $E_s$  are related through F.T.
- Inverse F.T. is

$$E_s(x,y) = \frac{1}{(2\pi)^2} \iint E_p(k_x, k_y) e^{-i(xk_x + yk_y)} dk_x dk_y \quad (14)$$

Here  $k_x = \frac{kX}{r_0}$   
 $k_y = \frac{kY}{r_0}$   
 are angular spatial freq. corresponding to each pt.  $x, y$  in the spectrum plane.

Thus, the Fraunhofer diffraction pattern described by  $E_p(k_x, k_y)$  is the 2d-F.T. of the aperture fn. described by  $E_s(x, y)$ .

Thus, the continuous distribution of constituent multidirectional plane waves is responsible for 'bending' of the light into the various regions of the 2d diffraction pattern.