



ONLINE UNIVERSITY EXAMINATION MANAGEMENT SYSTEM

FOR:-



LUCKNOW UNIVERSITY

Submitted by:-



Uttar Pradesh Development Systems Corporation Limited
2nd Floor, Uptron Building, Near Gomti Barrage, Gomti Nagar Lucknow - 226010
(U.P. Government Undertaking)
Phone: 0522-2307803 Fax: 0522-2307832

1. Online University Examination Management System

1.1 Objective

UPDESCO facilitate to have a web application for Pre Examination works. Proposed Web application should have facility of, **Online Examination Form Submission** by Student validated with data & rules, **College Login, Online Examination Form verification** through College Login, **Generation of Enrolment numbers** for newly admitted students in various courses, **Roll no. generation, Checklist generation, Nominal Roll generation, Admit Card generation, Verification card generation, Numeric returns generation** for paper filling and **Customized reports** in University prescribed format. The Proposed work Web Application will be deployed on a dedicated server hosted in India. An authenticated Login panels required for Colleges, University Officials, Staffs and support staff for reporting and validation data and student credentials.

1.2 Work Flow

The Process will be going in basically two way systems.

- Pre Examination Work
- Post Examination Work

PRE EXAMINATION WORK

- Online Submission of Examination form through-
 - ONLINE MODULE OF CALLING AND SUBMISSION OF EXAMINATION APPLICATIONS
 - ◆ Design and Development of Applications forms
 - ◆ Inviting of Online Applications basis of Regular, Private, Ex-Students.
 - ◆ Automatic generation of student registration no. with fees Submission in their Individual College.
 - INDIVIDUAL COLLEGE LOGIN
 - ◆ Creating the individual login of all Colleges affiliated to University.
 - ◆ Uploading of circulars in individual College login.
 - ◆ Uploading/Publishing/Downloading of Admit cards in individual College login.
 - ◆ Circulating letters in individual College login.
 - ◆ Roll list, verification with attendance sheet
 - ◆ Change password facility for individual college login.
- Processing of the Data -

➤ **VERIFICATION/PROCESSING OF ONLINE APPLICATION SUBMITTED AND OTHER PRE-EXAMINATION WORK**

- ◆ Verification for Application forms at individual College login with their respective fees structure.
 - ◆ Generation of course wise and subject wise list in proper indexing for the verified student list.
 - ◆ Automatic fee summary generation with the respective courses in the college.
 - ◆ Uploading of Examiner list on examination bases.
- Roll No generation (Online/Hard Copy) –
 - ◆ Generation of Roll no with allotted course wise and college wise.
 - ◆ Publishing of the Roll no on the computer stationary.
 - Exam Center Allotment –
 - ◆ Generation and Allotment of the Exam Center as per the University norms.
 - Publishing of Admit card/Verification documents on Online portal –
 - ◆ Publishing of Online Admit card with all necessary parameters (Name, Father Name, Roll No., Center, College, photograph, signature, choice of subject etc).
 - After verification a roll list will be generated and accordingly Admit cards and Verification cards too.

POST EXAMINATION WORK

Evaluation of the answer sheet will be proceed after the Coding and Decoding procedure with the integrated evaluation of practical marks also. Final marks will be available for all the enrolled candidates on university portal.

2 .Modulewise Description

2.1 Online Examination Form Submission

An Online Examination form has to be designed for various courses offered by University like Traditional Courses (Annual & Semester), Professional courses (Annual & Semester), Campus courses and other degree and diploma courses. The Online Examination forms for Regular, Private, Ex, Back, Improvement students should be filled with University existing

database and integrated with courses and rules of examination forms of the University. A student will select his/ her course, type of student, session and submit his/ her enrolment or roll number, after validating provided information a format of online Examination form should appear in University prescribed format having facility to select papers of subject opted by student.

Next process will be to fill his/her personal particulars, academic information and online submission of photo & signature. The student will submit his/her online Examination form and proceed to fee submission.

2.2 Fee Submission

Fee will be calculated in accordance with Student type, Course type, and other information provided by University. University fee varies from courses to courses and type of student, like fee is different for Regular, Private, Ex, Back & improvement student as well as for different courses like Traditional, Professional, self-Finance, Campus etc.


2.3. Online Payment Gateway Integration

As mentioned above after submitting online Examination Form, a page of fee will appear on the screen and student will pay his/her fee through this payment gateway only. The payment gateway should accept all debit card, credit card and net banking of all banks. University will tie up with service provider but vendor should have to integrate with his web application. No other mode of payment will be accepted.

The screenshot shows a payment gateway interface. At the top, it says "Please select a payment type" with two radio buttons: "Credit Card" (selected) and "Checking / Savings Account". To the right is a "VeriSign Secured" logo. Below this is the "Please enter your payment information" section, with a note "All fields are required". It includes fields for "Card Type" (with icons for Visa, MasterCard, and American Express), "Account Number", "CW2" (with a note "(See Fig. 1)"), "Name on Card", "Address", "Zip", and "Expires" (set to Dec (12) 2016). To the right of these fields is a diagram of a credit card with a red arrow pointing to the CW2 field, labeled "Fig. 1". At the bottom, there is a checkbox for "I agree to the FeePay™ Transaction Terms. (view terms)" and two buttons: "Cancel" and "Process Transaction".

2.4. College Login Panel

A unique college login and password will be provided to every college. Online Examination Forms filled by Students will appear in every particular login panel of college. College will verify its student and if needed will make corrections in it within time limit given by the University. College can download Checklist, Roll list, Admit cards, Attendance sheets and other reports through it.



The banner features the University of Lucknow logo on the left, the text 'लखनऊ विश्वविद्यालय' and 'University of Lucknow' in the center, and 'Online Examination Portal' on the right. A small image of a building is on the far right with the text 'Lucknow - 226 007, India' below it.

गॉलेज पोर्टल में किसी भी प्रकार की कोठेनाई एवं जानकारी के लिए इन फ़ोन नम्बरों - पर सुबह 10:30 बजे से शाम 5:30 बजे तक संपर्क करें।
कॉलेज हेतु सूचना - आपके लॉगिन पोर्टल पर परीक्षा केन्द्रवार अटेंडेंस शीट एवं रोल लिस्ट उपलब्ध है (केवल परीक्षा केंद्रों के लिए)।
Notice for colleges - Examination Centrewise Roll List and Attendance Sheet is available in your logins (applicable only for examination centres)

User Name:	<input type="text"/>
Password:	<input type="password"/>
<input type="button" value="Log In"/>	

2.5. Check List / Roll List

Online Check List and Roll List will be generated based on the Examination Form filled by the Student in every College login. College will download these lists by course wise, subject wise, Paper wise, Category wise etc.

Lucknow University

Course : M.A.-YEAR-1-SEM-1 / Subject : Economics / Paper : All Papers
Roll List data as on: Sun 08-Jan-2017 06:07:39 PM

Form No.	Roll No.	Enrollment No.	Registration No.	Student Type	Candidate Name	Birth Date	Gender	Category	Father Name	Mother Name
5 045548	0555756	1008317	N/a	B	RADHA RANI		FEMALE	General (Unreserved)	GOVIND SINGH	VMLESH DEVI
6 036177	0555803	11142876	N/a	E	SAMEER KUMAR		MALE	SC	JABAR SINGH	RAMKALI DEVI
7 023129	0555821	09128223	N/a	E	SEEMA RANI		FEMALE	DBC	RAMESH KUMAR	KAMLESH
8 049119	0556572	1072612	N/a	B	KM ROHINI		FEMALE	SC	SUNDER SINGH	OMA DEVI
9 049003	0556592	1071258	N/a	B	RAJENDRI		FEMALE	SC	MAHENDRA SINGH	KAMLA DEVI
10 048628	0556594	1072225	N/a	B	REKHA SHARMA		FEMALE	General (Unreserved)	SURESH CHAND SHARMA	NARESH DEVI
11 041316	0556594	1072225	N/a	E	REKHA SHARMA		FEMALE	General (Unreserved)	SURESH CHAND SHARMA	NARESH DEVI

2.6. Application Portal Details

After entering the URL Candidate will get all the options in particular selective options with the proper guidance.

- Admit Card – Annual / Semester wise
- Examination Forms
- Form Number search option
- Results
- Form Prints
- College Login



Annual Admit Card
वार्षिक प्रवेश पत्र 2017

Semester Admit Card
सेमेस्टर प्रवेश पत्र 2018

U.G./P.G./Diploma Even Semester Forms

B.U.M.S. Exam Form

Find Your Form Number
अपना फॉर्म नंबर खोजें

Results 2017

Press Release for Students

Press Release for Examination Centres

Examination Form Reprint
फॉर्म पुनः मुद्रण

College Login
कॉलेज लॉगिन

छात्रों के लिए परीक्षा फॉर्म भरने के आवश्यक दिशा निर्देश

ऑनलाइन परीक्षा फॉर्म भरते वक़्त किसी भी कृतिनाई एवं जानकारी के लिए lujexams2017@gmail.com पर ईमेल द्वारा संपर्क करें। परीक्षा फॉर्म भरने करने के लिए केवल निम्नलिखित Browsers के दिए गए version का ही प्रयोग करें - Chrome 48+ / Firefox 43+ / Safari 9+ / Opera 34+ / Microsoft Edge 25+ / Internet Explorer 11+ | ब्राउज़र उन्नयन के लिए Browse Happy पर जाये।

•• लो हूप फील्ट अनिवार्य है। छात्र अपने वर्ग, विषय, पेपर एवं उपलब्ध विकल्पों का चुनाव सावधानी पूर्वक करें। ऑनलाइन परीक्षा फॉर्म भरते वक़्त छात्र अपना नाम, जन्म तिथि, पिता के नाम को Certificate से अवश्य मिला लें। छात्र के नाम, जन्म तिथि और पिता के नाम में किसी भी तरह की गलती होने की स्थिति में कॉलेज से संपर्क करें।

प्रत्येक छात्र / छात्रा के पास अपनी पासपोर्ट साइज़ की स्कैन की हुई स्पष्ट फोटो (सफेद पृष्ठभूमि पर फोटो वरीय है) एवं हस्ताक्षर (सफेद कागज़ पर काली स्पंजी से किया गया हो) होनी चाहिए, जिसे वे परीक्षा फॉर्म भरते समय अपलोड करेंगे। फोटो एवं हस्ताक्षर को साइज़ 72 DPI (200x200 pixels) होनी चाहिए। फोटो एवं हस्ताक्षर अपलोड करने के अलावा कोई और विकल्प नहीं है। परीक्षा फॉर्म का प्रिंट आउट A - 4 साइज़ के पेपर में पोर्ट्रेट आकर में निकलना होगा।

किसी भी रूप में अपूर्ण, मुड़े हुए और अस्पष्ट परीक्षा फॉर्म स्वीकार नहीं किये जायेंगे। ये सुनिश्चित कर लें कि प्रत्येक फॉर्म पर छात्र / छात्रा की फोटो, हस्ताक्षर और बार कोड स्पष्ट रूप से प्रिंट हो। बिना फोटो, हस्ताक्षर और बार कोड वाले परीक्षा फॉर्म स्वीकार नहीं किये जायेंगे।

प्रत्येक परीक्षा फॉर्म के प्रिंट आउट पर उपर बायीं ओर एक फॉर्म नंबर अंकित होगा। जो उस छात्र / छात्रा की ऑनलाइन पहचान

2.7. Admit Cards

Online Admit Card will be available for Students and College both. Any student can download it after providing his/her Enrolment/Roll/Form no, whereas College can download it individually or in bulk. Only Verified Student's Admit card will be generated



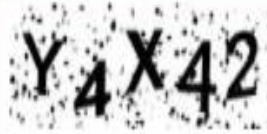
[Back to Home](#)

Search by Form No.

FORM NUMBER
(WITHOUT THE LEADING
ZEROS)

If you have lost your form number, [Know your form number from here](#)

CAPTCHA





Get Admit Card

Admit Card Sample




[Back to Home](#)

[Print Admit Card](#)

PROVISIONAL ADMIT CARD (Session 2017-18)			
Name of the Candidate : PRIYA SHUKLA		Father's Name : HARI HAR PRASAD SHUKLA	
Roll No. : 170400030785	Class : B.COM.-YEAR-2		
Enroll. No. : LC/16/43186	Type : U.G. (Regular)		
Category : General (Unreserved)	Gender : FEMALE		
College Studying : [040] SHRI JNPG COLLEGE(KKC) , LUCKNOW			
Examination Centre : [073] SHIA P. G. COLLEGE , LUCKNOW			
Subjects: COMMERCE GROUP-A,COMMERCE GROUP-B,COMMERCE GROUP-C		(Controller of Examinations)	
Subject	Paper		
COMMERCE GROUP-A	PAPER-1 : 2003 GROUP-A : STATISTICAL METHODS		
COMMERCE GROUP-A	PAPER-2 : 2004 GROUP-A : PUBLIC FINANCE		
COMMERCE GROUP-B	PAPER-5 : 2020 GROUP-B : COMPANY LAW AND SECRETARIAL PRACTICE		
COMMERCE GROUP-B	PAPER-6 : 2021 GROUP-B : SELLING AND ADVERTISING		
COMMERCE GROUP-C	PAPER-3 : 2031 GROUP-C : BUSINESS LAW		
COMMERCE GROUP-C	PAPER-4 : 2032 GROUP-C : COST ACCOUNTING		
Note: Students should bring this Admit Card for appearing in examination. Students failing to bring this Admit Card shall not be allowed to appear in the examination. This Admit Card is provisional. The result shall be declared subject to eligibility of the candidate.			

2.8. Verification Cards (Attendance Sheet)

Online Verification Card will be available in College login. College can download it course wise, Subject wise of individuals or in bulk. Verification Cards will be generated of only verified Students by the College.

Name of the Candidate : AJAY KUMAR YADAV		Father's/Husband's Name : SUDHAKAR YADAV				
Roll No. : 3264910001	Class : M.C.A.-2 Yr (Semester IV)					
Enroll. No. : PU09/97066	Category : O.B.C.	Gender : MALE				
College Studying :		Examination Centre : Veer Bahadur Singh Purvanchal University, Jaunpur				
P.G. Campus (Even-Regular) Subjects: Masters In Computer Applications		(Controller of Examinations)				
RECORD OF ATTENDANCE IN THE EXAMINATION HALL						
Date	Subject	Paper	Answer Book No.	Room No.	Signature of the Candidate	Signature of the Investigator
	Masters In Computer Applications	Paper-1 : MCA-411 Management Information Systems				
	Masters In Computer Applications	Paper-2 : MCA-412 Object Oriented Systems				
	Masters In Computer Applications	Paper-3 : MCAE14 Cryptography & Network Security				
	Masters In Computer Applications	Paper-4 : MCA-413 Fundamentals of E-Commerce				
	Masters In Computer Applications	Paper-5 : MCA-414 Computer Networks				
	Masters In Computer Applications	Paper-6 : MCA-451 Object Oriented Systems Lab				
	Masters In Computer Applications	Paper-7 : MCA-452 Mini Project				

2.9. Admin (Webmaster)

This module enables the Webmaster to control the entire Examination Portal Process. A Control Panel will be designed for Webmaster in which Administrative control of Online Examination Forms such as staff Login generation, Seat Verification & allotment, Fee Verification & customization, Check List / Roll List generation, Nominal Roll generation, Admit Card generation, Attendance Sheet and Report will be provided. Webmaster will generate Officers/ Staff Login User id and Password for employee. Using that login credentials Officers/ Staff can perform their tasks assigned to them. Webmaster will verify the Fee submitted by the Student in Bank through Online payment mode. Vendor will perform activities mentioned above.

2.10. Reports

Various Reports will be generated as per requirement of the University like Fee Reports, number of Students in Particular Course, number of Students in Particular Subject and Category wise Students Count etc.



Management Portal

EXAM TYPE	COURSE	PAID	VERIFIED	TOTAL
B.Ed. Back	B.Ed. (1 Year)-YEAR-1	138	128	142
B.Ed. Back	B.Ed. (2 Years)-YEAR-1	1574	1543	1674
B.Ed. Back	ALL	1712	1671	1816
B.Ed. Ex-Student	B.Ed. (1 Year)-YEAR-1	25	24	26
B.Ed. Ex-Student	B.Ed. (2 Years)-YEAR-1	122	119	178
B.Ed. Ex-Student	ALL	147	143	204
B.Ed. Mains	B.Ed. (1 Year)-YEAR-1	56	56	58
B.Ed. Mains	B.Ed. (2 Years)-YEAR-1	18406	18226	31411
B.Ed. Mains	B.Ed. (2 Years)-YEAR-2	12799	12713	13913
B.Ed. Mains	ALL	31261	30995	45382
P.G. (Private) Back	B.A.-YEAR-2	1	1	1
P.G. (Private) Back	B.Com.-YEAR-1	1	1	2
P.G. (Private) Back	M.A.-YEAR-1	338	326	356
P.G. (Private) Back	M.A.-YEAR-2	174	165	192
P.G. (Private) Back	M.Com.-YEAR-1	51	49	55



Welcome

COURSE	FORMS			VERIFIED		
	PENDING	DELETED	TOTAL	MALE	FEMALE	TOTAL
B.A.-YEAR-1	8	0	512	254	250	504
B.A.-YEAR-2	9	0	374	178	187	365
B.A.-YEAR-3	4	0	385	188	193	381
B.Com.-YEAR-1	0	0	146	80	66	146
B.Com.-YEAR-2	2	0	139	82	55	137
B.Com.-YEAR-3	0	0	141	89	52	141
B.Sc.-YEAR-1	1	0	130	88	41	129
B.Sc.-YEAR-2	1	0	05	02	22	04



कॉलेज के लिए निर्देश / Instructions for College

- जिन छात्रों के प्रवेश पत्र पर फाउंडेशन पेपर (011, 012, 013) त्रुटिपूर्ण मिल रहे हैं - "Re-Fill" से छात्र के विषय बदल सकते हैं।
- छात्र के फॉर्म नंबर को (बिना शुरुआती शून्य के) ऊपर डाल कर सर्च करें, फॉर्म के सही होने पर नीचे बटन आ जायेंगे।
- "Re-Print" से फॉर्म को पूरा देखें व द्वारा प्रिंट ले सकते हैं।
- "Verify" से फॉर्म को सत्यापित कर सकते हैं, Verify होने के बाद ही यह फॉर्म NR रिपोर्ट में आएगा।
- "Revoke" से पूर्व सत्यापित फॉर्म को असत्यापित कर सकते हैं, तदुपरांत यह फॉर्म NR रिपोर्ट में नहीं आएगा।
- "Edit" से फॉर्म में छात्र के नाम, प्रोफाइल व कुछ अन्य पक्ष बदल सकते हैं।
- "Re-Fill" से छात्र के विषय बदल सकते हैं।

Search Results





STATUS	VERIFIED
FORM NO	0166866
CANDIDATE NAME	HUMA
FATHER NAME	IDREESH SAIFI
COURSE	B.A.-YEAR-1

2.11. Security











Now the days hacking and SQL injection is a major threat to any Online Application. So that vendor will take care of every security measures. Examination Form should be secured in every manner.

2.12. Online Attendance Sheet

Online Attendance Sheet will be generated based on the Roll List of the College. It will available for University in its Webmaster Control Panel. Even College can take Printouts of it from their Control Panel.

Lucknow University													
DEPARTMENT OF JOURNALISM AND MASS COMMUNICATION (CAMPUS) College: [C21] DEPARTMENT OF JOURNALISM AND MASS COMMUNICATION (CAMPUS) / Course: B.J.M.C.-YEAR-1-SEM-1													
SR	Photo / Sign	Roll / Enroll / Reg No	Student / Father / Mother Name	Paper-1		Paper-2		Paper-3		Paper-4		Paper-5	
				Student	Invigilator	Student	Invigilator	Student	Invigilator	Student	Invigilator	Student	Invigilator
7	 <i>Deepak</i>	16C211607 M16151121 16G0270374	DEEPAK RANA RANDHEER SINGH RANA SAROJ DEVI	101		102		103		104		105	
				Date:	Date:	Date:	Date:	Date:	Date:	Date:	Date:	Date:	Date:
				Student	Invigilator	Student	Invigilator	Student	Invigilator	Student	Invigilator	Student	Invigilator
8	 <i>Faim</i>	16C211608 M16151122 16G0268857	FAIM BABU KHAN RAHISA	101		102		103		104		105	
				Date:	Date:	Date:	Date:	Date:	Date:	Date:	Date:	Date:	Date:
				Student	Invigilator	Student	Invigilator	Student	Invigilator	Student	Invigilator	Student	Invigilator
9	 <i>Gopal Panwar</i>	16C211609 M16151123 16G0122948	GOPAL PANWIAR YOGESH KUMAR RAMAN PANWIAR	101		102		103		104		105	
				Date:	Date:	Date:	Date:	Date:	Date:	Date:	Date:	Date:	Date:
				Student	Invigilator	Student	Invigilator	Student	Invigilator	Student	Invigilator	Student	Invigilator
10	 <i>Lalit Kumar</i>	16C211610 M16151124 16G0129362	LALIT KUMAR RAJENDRA KUMAR RAJESH DEVI	101		102		103		104		105	
				Date:	Date:	Date:	Date:	Date:	Date:	Date:	Date:	Date:	Date:
				Student	Invigilator	Student	Invigilator	Student	Invigilator	Student	Invigilator	Student	Invigilator

Lucknow University, Lucknow
Attendance Sheet (Exam. Date: _____)
Exam Center: [073] SHIA P. G. COLLEGE , LUCKNOW
For College: [040] SHRI JNPG COLLEGE(KKC) , LUCKNOW
Course: B.A.-YEAR-2 / Subject: ENGLISH / Paper: PAPER-1 : (A-5) DRAMA(NEW)

 ARUN KUMAR DWIVEDI S/o AWADHESH DWIVEDI _____ (Student Signature)	 MOHD ZISHAN S/o SAIYED FAJAL HUSAIN _____ (Student Signature)
 101727 Answer Book# <input type="text"/>	 11070 Answer Book# <input type="text"/>
_____ (Invigilator Signature)	_____ (Invigilator Signature)
 GULAB SINGH S/o ANAND SINGH _____ (Student Signature)	 KUNAL MAURYA S/o ANIL KUMAR MAURYA _____ (Student Signature)
 1185 Answer Book# <input type="text"/>	 119 Answer Book# <input type="text"/>
_____ (Invigilator Signature)	_____ (Invigilator Signature)
 Answer Book# <input type="text"/>	 Answer Book# <input type="text"/>

3. Result Processing Management System

3.1. Objective

Provide a complete solution of coding, decoding of answer books and preparing data as per scanned awards.

3.2 Scope of the work

System is designed with coding and decoding on answer books, scanning of awards and data preparation as per scanned awards in university prescribed format.


**लखनऊ विश्वविद्यालय, लखनऊ**
University of Lucknow
MARKS SHEET

Even Semester Exam 2016-2017	Odd Semester Exam 2016-2017	Backpaper Exam 2016-2017
Under Graduate Result - 2018		

3.3 Coding and Decoding on answer books

After examination, the post examination flow shall be as under

1. University will provide answer books to vendor
2. Vendor will receive the packets and mix the copies from different colleges and then make packets of 25 copies in polythene cover to be supplied by the vendor.



लखनऊ विश्वविद्यालय, लखनऊ
(परीक्षक द्वारा भरा जाए) भाग-2
आवश्यक निर्देशों हेतु-पृष्ठ भाग देखें

For Office use only

परिष्कारक

परिष्कारक

परीक्षा वर्ष:

पूर्णांक

परीक्षा क्रम	प्राप्तांक										योग
	a	b	c	d	e	f	g	h	i	j	
1											
2											
3											
4											
5											
6											
7											
8											
9											
10											

योग (अंकों में):

योग (शब्दों में):

मुख्य नाम सहित परीक्षक के हस्ताक्षर

जॉबकर्ता के हस्ताक्षर

लखनऊ विश्वविद्यालय, लखनऊ
(परीक्षक द्वारा भरा जाए) भाग-3
आवश्यक निर्देशों हेतु-पृष्ठ भाग देखें

For Office use only

परिष्कारक

परीक्षक द्वारा प्रश्न संख्या के अनुसार प्राप्तांक भरें जाएं

1		0	1	2	3	4	5	6	7	8	9
2		0	1	2	3	4	5	6	7	8	9
3		0	1	2	3	4	5	6	7	8	9
4		0	1	2	3	4	5	6	7	8	9
5		0	1	2	3	4	5	6	7	8	9
6		0	1	2	3	4	5	6	7	8	9
7		0	1	2	3	4	5	6	7	8	9
8		0	1	2	3	4	5	6	7	8	9
9		0	1	2	3	4	5	6	7	8	9
10		0	1	2	3	4	5	6	7	8	9

परीक्षा तिथि:

वर्ष	सेमे०	प्रश्नपत्र कोड
1	1	0 0 0 0
2	2	1 1 1 1
3	3	2 2 2 2
4	4	3 3 3 3
5	5	4 4 4 4
6	6	5 5 5 5
7	7	6 6 6 6
8	8	7 7 7 7
9	9	8 8 8 8
10	10	9 9 9 9

(परीक्षार्थी द्वारा भरा जाए)

कक्षा:

भाग:

योग (शब्दों में):

परीक्षक के हस्ताक्षर

जॉबकर्ता के हस्ताक्षर

परीक्षक द्वारा भरा जाए

कूल प्राप्तांक परीक्षक द्वारा भरा जाए	कूल प्राप्तांक जॉबकर्ता द्वारा भरा जाए
0 0 0	0 0 0
1 1 1	1 1 1
2 2 2	2 2 2
3 3 3	3 3 3
4 4 4	4 4 4
5 5 5	5 5 5
6 6 6	6 6 6
7 7 7	7 7 7
8 8 8	8 8 8
9 9 9	9 9 9

5. The packets of 25 copies duly sealed and all the packets after being labeling with individual stickers showing packet no, pape code, subject name are being sent for evaluation to the evaluation center . The movement of all the packets are being tracked by specially designed software for this purpose
6. The roll part packed in lot of 25 in poly cover after being labeling with individual stickers showing packet no, pape code, subject name are being sent for Scanning the roll part. The movement of all the packets are being tracked by specially designed software for this purpose. As a result of scanning Data is generated for Roll no. Paper code, and Barcode
7. As the copies are evaluated it will come again to the processing center in the same packets. Each copy in the packet shall be numbered with numbering machines at two places in copy so to track the physical location of the answer copy for any futer reference as under

लखनऊ विश्वविद्यालय, लखनऊ
(परीक्षक द्वारा भरा जाए) **भाग-2**
आवश्यक निर्देशों हेतु-पुस्तक भाग देखें

15011055

For Office use only

परीक्षक को:

सूची क्र. भाग	प्रश्नों का										योग
	a	b	c	d	e	f	g	h	i	j	
1											
2											
3											
4											
5											
6											
7											
8											
9											
10											

योग (अंशों में):

योग (शब्दों में):

सुस्पष्ट नाम सहित परीक्षक के हस्ताक्षर

नियंत्रकों के हस्ताक्षर

लखनऊ विश्वविद्यालय, लखनऊ
(परीक्षक द्वारा भरा जाए) **भाग-3**
आवश्यक निर्देशों हेतु-पुस्तक भाग देखें

15011055

For Office use only

परीक्षक द्वारा प्रश्न संख्या के अनुसार प्रश्नों को भरें

(परीक्षार्थी द्वारा भरा जाए)

संख्या:

भाग:

परीक्षा तिथि:

वर्ष	सेमेस्टर	प्रश्नपत्र कोड
1	1	00000
2	2	11111
3	3	22222
4	4	33333
5	5	44444
6	6	55555
7	7	66666
8	8	77777
9	9	88888
10	10	99999

परीक्षक द्वारा भरा जाए

कुल प्रश्नों का योग	कुल प्रश्नों का योग
0000	0000
1111	1111
2222	2222
3333	3333
4444	4444
5555	5555
6666	6666
7777	7777
8888	8888
9999	9999

योग (शब्दों में):

परीक्षक के हस्ताक्षर

नियंत्रकों के हस्ताक्षर

- After the numbering the marks part (part-3) shall be detached from the copy packed in a poly cover to be supplied by the vendor. The marks part packed in lot of 25 in poly cover after being labeling with individual stickers showing packet no, paper code, subject name are being sent for Scanning the marks part. The movement of all the packets are being tracked by specially designed software for this purpose. As a result of scanning Data is generated for marks given by the evaluator in individual question. Total Marks given by the evaluator. Paper code, Total marks given by the checker in case there is any discrepancy in the marks filling by the evaluator.

लखनऊ विश्वविद्यालय, लखनऊ
(परीक्षक द्वारा भरा जाए) भाग-3
आवश्यक निर्देशों हेतु-पृष्ठ भाग देखें

For Office use only

परिक्षक द्वारा प्रश्न संख्या के अनुसार प्राप्तांक भरें जाएं

1	□	0	1	2	3	4	5	6	7	8	9	<p style="text-align: center;">(परीक्षार्थी द्वारा भरा जाए)</p> <p>कक्षा:</p> <p>भाग:</p> <p>परीक्षा तिथि:</p> <table border="1" style="width: 100%; border-collapse: collapse;"> <thead> <tr> <th style="width: 15%;">वर्ष</th> <th style="width: 15%;">सेमे०</th> <th style="width: 70%;">प्रश्नपत्र कोड</th> </tr> </thead> <tbody> <tr><td style="text-align: center;">1</td><td style="text-align: center;">1</td><td style="text-align: center;">0 0 0 0</td></tr> <tr><td style="text-align: center;">2</td><td style="text-align: center;">2</td><td style="text-align: center;">1 1 1 1</td></tr> <tr><td style="text-align: center;">3</td><td style="text-align: center;">3</td><td style="text-align: center;">2 2 2 2</td></tr> <tr><td style="text-align: center;">4</td><td style="text-align: center;">4</td><td style="text-align: center;">3 3 3 3</td></tr> <tr><td style="text-align: center;">5</td><td style="text-align: center;">5</td><td style="text-align: center;">4 4 4 4</td></tr> <tr><td style="text-align: center;">6</td><td style="text-align: center;">6</td><td style="text-align: center;">5 5 5 5</td></tr> <tr><td style="text-align: center;">7</td><td style="text-align: center;">7</td><td style="text-align: center;">6 6 6 6</td></tr> <tr><td style="text-align: center;">8</td><td style="text-align: center;">8</td><td style="text-align: center;">7 7 7 7</td></tr> <tr><td style="text-align: center;">9</td><td style="text-align: center;">9</td><td style="text-align: center;">8 8 8 8</td></tr> <tr><td style="text-align: center;">10</td><td style="text-align: center;">10</td><td style="text-align: center;">9 9 9 9</td></tr> </tbody> </table>	वर्ष	सेमे०	प्रश्नपत्र कोड	1	1	0 0 0 0	2	2	1 1 1 1	3	3	2 2 2 2	4	4	3 3 3 3	5	5	4 4 4 4	6	6	5 5 5 5	7	7	6 6 6 6	8	8	7 7 7 7	9	9	8 8 8 8	10	10	9 9 9 9
वर्ष	सेमे०	प्रश्नपत्र कोड																																											
1	1	0 0 0 0																																											
2	2	1 1 1 1																																											
3	3	2 2 2 2																																											
4	4	3 3 3 3																																											
5	5	4 4 4 4																																											
6	6	5 5 5 5																																											
7	7	6 6 6 6																																											
8	8	7 7 7 7																																											
9	9	8 8 8 8																																											
10	10	9 9 9 9																																											
2	□	0	1	2	3	4	5	6	7	8	9																																		
3	□	0	1	2	3	4	5	6	7	8	9																																		
4	□	0	1	2	3	4	5	6	7	8	9																																		
5	□	0	1	2	3	4	5	6	7	8	9																																		
6	□	0	1	2	3	4	5	6	7	8	9																																		
7	□	0	1	2	3	4	5	6	7	8	9																																		
8	□	0	1	2	3	4	5	6	7	8	9																																		
9	□	0	1	2	3	4	5	6	7	8	9																																		
10	□	0	1	2	3	4	5	6	7	8	9																																		

परिक्षक द्वारा भरा जाए	
कुल प्राप्तांक परिक्षक द्वारा भरा जाए	कुल प्राप्तांक जॉचकर्ता द्वारा भरा जाए
□ □ □	□ □ □
0 0 0	0 0 0
1 1 1	1 1 1
2 2 2	2 2 2
3 3 3	3 3 3
4 4 4	4 4 4
5 5 5	5 5 5
6 6 6	6 6 6
7 7 7	7 7 7
8 8 8	8 8 8
9 9 9	9 9 9

योग (शब्दों में):

परिक्षक के हस्ताक्षर





जॉचकर्ता के हस्ताक्षर

The Examination management software takes care for all the errors in filling the marks by the evaluators. After the removal of all the errors the marks are collated to the individual roll numbers for the particular copy and the data for Roll number, Paper code and marks are provided to result processing section of the vendor.

Award list is generated with digitized image of roll number part and marks part and provided to the university for manual collation

Paper Code :1214		CheckList									
ANS.Book No /		Data	Image	Copy No		ANS.Book No /		Data	Image	Copy No	
SlNo	RollNo	Marks	Marks	Copy No		SlNo	RollNo	Marks	Marks	Copy No	
1	11562164	032				23	11562177	034			
	Please Check 170010400002						Please Check 170180400083				
2	11562165	049				24	11562178	039			
	Please Check 170010400016						Please Check 170180400090				
3	11562166	049				25	11562180	036			
	Please Check 170010400033						Please Check 170180400094				
4	11562167	037				26	11562181	041			
	Please Check 170010400048						Please Check 170180400098				
5	11562168	041				27	11562182	032			
	Please Check 170010400051						Please Check 170180400103				
6	11562169	036				28	11562183	032			
	Please Check 170010400070						Please Check 170180400117				
7	11562173	037				29	11562158	035			
	Please Check 170180400016						Please Check 170180400120				
8	11562151	037				30	11562176	034			
	Please Check 170180400019						Please Check 170180400127				
9	11562152	032				31	11562190	034			
	Please Check 170180400022						Please Check 170180400135				
10	11562197	037				32	11562174	042			
	Please Check 170180400025						Please Check 170180400137				
11	11562179	032				33	11562162	039			
	Please Check 170180400026						Please Check 170180400142				
12	11562191	033				34	11562193	039			
	Please Check 170180400027						Please Check 170180400143				
13	11562186	036				35	11562160	037			
	Please Check 170180400028						Please Check 170180400144				
14	11562153	045				36	11562196	038			
	Please Check 170180400038						Please Check 170180400162				
15	11562154	037				37	11562159	039			
	Please Check 170180400042						Please Check 170180400167				
16	11562155	042				38	11562187	042			
	Please Check 170180400047						Please Check 170180400175				
17	11562172	039				39	11562161	042			
	Please Check 170180400049						Please Check 170180400200				
18	11562157	043				40	11562194	035			
	Please Check 170180400052						Please Check 170320400009				
19	11562189	033				41	11562150	039			
	Please Check 170180400053						Please Check 170320400047				
20	11562156	032				42	11562184	033			
	Please Check 170180400060						Please Check 170320400061				
21	11562192	035				43	11562188	039			
	Please Check 170180400065						Please Check 170320400067				
22	11562171	036				44	11564397	035			
	Please Check 170180400069						Please Check 170320400068				

As the university approves the award list the data of a particular student is gathered for all the paper codes and result is processed after applying all the rules as provided by the university and a rough chart is generated and sent to the university for final checking, as the university approves the rough chart final chart (Tabulation Chart) on 100 gsm paper color printed with security features is generated in two copies with the photo graph of the student and result is uplod on the site

ROLL NO. ENROLLMENT NO.	Name of the Student Father's/Mother Name	1222	1223	1224	1225	1226	1227	1228	1229	PC201	PC202	PC203	PC204	PC205	PC206	PC207	PC208	GRADE THE PRA THE-PRA	RESULT THE PRA THE-PRA		
4018556047 LPEDI1500001	AARTI DEVI BHIKHARI LAL ARCHANA DEVI 	EXT	80	80	80	80	80	80	80	80	80	80	80	80	80	80	80	YOPA	6018556047		
		INT	20	20	20	20	20	20	20	20	20	20	20	20	20	20	20				
		TOT	100	100	100	100	100	100	100	100	100	100	100	100	100	100	100				
		MSE	40	40	40	40	40	40	40	40	50	50	50	50	50	50	50				
		GP	5.8	5.7	6.8	4.5	5.5	6.5	4.8	5.5	9.5	9.5	9.5	9.5	9.5	9.5	9.5			9.5	
		CRP	2	2	2	2	2	2	2	2	3	3	3	3	3	3	3				
AB	11.4	15.4	13.6	9.0	11.0	13.0	9.6	11.0	28.5	28.3	28.5	28.5	28.5	28.5	28.5	28.5	CGPA (THEORY) 5.963	TH	Higher Second Class(Good)		
GRD	B+	A+	A	C	B+	A	C	B+	O	O	O	O	O	O	O	O	CGPA (PRACTICE) 5.500	PR	First class with Distinction(Outstanding)		
		CGP(TH)(YEAR1) 95.40000				CGP(TH)(YEAR2) 94.2000				CGP(P)(YEAR1) 256.50000				CGP(P)(YEAR2) 228.000				YOPA(TH)(YR1) 5.963		YOPA(TH)(YR2) 5.888	
60185560476 LPEDI1500070	JALAJ KUMAR SHV PRATAP MISHRA RAJ KUMAR MISHRA 	EXT	044	044	051	038	038	060	037	036	76	76	76	76	76	76	76	YOPA	60185560476		
		INT	19	19	19	19	19	19	19	19	19	19	19	19	19	19	19				
		TOT	63	63	70	57	57	79	56	55	95	95	95	95	95	95	95				
		GP	6.3	6.3	7.0	5.7	5.7	7.9	5.6	5.5	9.5	9.5	9.5	9.5	9.5	9.5	9.5				
		CRP	2	2	2	2	2	2	2	2	3	3	3	3	3	3	3				
		AB	12.6	12.6	14.0	11.4	11.4	15.8	11.2	11.0	28.5	28.5	28.5	28.5	28.5	28.5	28.5			28.5	CGPA (THEORY) 6.013
GRD	A	A	A+	B+	B+	A+	B+	A+	O	O	O	O	O	O	O	O	CGPA (PRACTICE) 5.500	PR	First class with Distinction(Outstanding)		
		CGP(TH)(YEAR1) 92.40000				CGP(TH)(YEAR2) 100.000				CGP(P)(YEAR1) 256.50000				CGP(P)(YEAR2) 228.000				YOPA(TH)(YR1) 5.775		YOPA(TH)(YR2) 6.250	
60185560497 LPEDI1500091	PRAMOD KUMAR VERMA DESHAJ VERMA SEETA DEVI 	EXT	041	037	049	044	039	049	031	049	72	72	72	72	72	72	72	YOPA	60185560497		
		INT	18	18	18	18	18	18	18	18	18	17	17	17	17	17	17				
		TOT	59	55	67	62	57	67	49	68	60	90	90	90	90	90	90				
		GP	5.9	5.5	6.7	6.2	5.7	6.7	4.9	6.8	9.0	9.0	9.0	9.0	9.0	9.0	9.0				
		CRP	2	2	2	2	2	2	2	2	3	3	3	3	3	3	3				
		AB	11.8	15.0	13.4	12.4	13.4	13.4	9.8	13.6	27.0	27.0	27.0	27.0	27.0	27.0	27.0			27.0	CGPA (THEORY) 6.300
GRD	B+	A+	A	A	B+	A	C	A	O	O	O	O	O	O	O	O	CGPA (PRACTICE) 9.000	PR	First class with Distinction(Outstanding)		
		CGP(TH)(YEAR1) 93.40000				CGP(TH)(YEAR2) 100.800				CGP(P)(YEAR1) 254.10000				CGP(P)(YEAR2) 216.000				YOPA(TH)(YR1) 5.838		YOPA(TH)(YR2) 6.300	
60185560522 LPEDI1500116	VIRENDRA RAWAT JAGANNATH PRASAD RANI DEVI 	EXT	035	053	050	040	034	048	039	030	74	74	74	74	74	74	74	YOPA	60185560522		
		INT	18	18	18	18	17	18	17	18	17	17	17	17	17	17	17				
		TOT	53	71	68	58	51	56	56	68	92	91	91	91	91	91	91				
		GP	5.3	7.1	6.8	5.8	5.1	6.0	5.6	6.8	9.2	9.1	9.1	9.1	9.1	9.1	9.1				
		CRP	2	2	2	2	2	2	2	2	3	3	3	3	3	3	3				
		AB	10.4	14.2	13.4	11.6	10.2	13.2	11.2	11.4	27.6	27.3	27.3	27.6	27.3	27.3	27.3			27.3	CGPA (THEORY) 5.875
GRD	B	A+	A	B+	B	A	B+	A	O	O	O	O	O	O	O	O	CGPA (PRACTICE) 9.068	PR	First class with Distinction(Outstanding)		
		CGP(TH)(YEAR1) 89.80000				CGP(TH)(YEAR2) 98.2000				CGP(P)(YEAR1) 243.30000				CGP(P)(YEAR2) 219.000				YOPA(TH)(YR1) 5.613		YOPA(TH)(YR2) 6.138	

PAPERS (THEORY)
 1222 - Sports Training 1223 - Computer Applications And Curriculum Design In Physical Education 1224 - Sports Psychology and Sociology 1225 - Sports Medicine, Physiotherapy and Rehabilitation
 1226 - Test Measurement and Evaluation in Physical Education 1227 - Kinesiology and Biomechanics 1228 - Research and Statistics in Physical Education 1229 - Theory of Sports and Games

PAPERS (PRACTICAL) PC 201 - Track and Field (Throwing Events) PC 202 - Combative Sports : (Martial Arts/Karate/Judo/ Fencing/ Boxing/ Taekwondo/ Wrestling/Any Two)
 PC 203 - Base: Team Games : Baseball/ Cricket/ Football/ Hockey/ Softball/ Volleyball/Handball/Basketball/Netball (Any two) PC 204 - Track and Field/Swimming/Gymnastics (Any one out of these)
 PC 205 - Advance: Kabaddi/Kho-kho/ Baseball/ Cricket/ Football/ Hockey/ Softball/ Volleyball/Handball/Basketball/Netball/Badminton/ Table Tennis/Squash/Tennis
 TP 206 - Teaching Practice : (Teaching Lesson Plans for Racket Sport/Team Games/Individual Sports) (Out of 18 Lessons 8 Internal and 8 external at practicing school) TP 207 - Sports specialisation : Coaching Lesson Plans (One for Sports 8 Lessons)
 TP 208 - Games Specialisation : Coaching Lesson Plans(One for Games 8 Lessons)


Certified that all the entries have been made by me Checked and Collected Certified that all the Result have been Checked by ME Results Declared On (Date) COE/vice Chancellor
 Signature of Tabulator Signature of Collectors Superintendent (LU EXAM 2017) Notification On With (Date)

A digitized soft copy of the Tabulation chart is also provided to the university for future preservation and references.

3.4 Online Portal for practical/viva/internal marks submission


This system will enable existing departments or colleges to submission of their practical/viva/internal marks online. Only authenticated departments and colleges can submit their practical/viva/internal marks because the entire system will be validated with university result database. Practical/viva/internal marks updation consists of Enrolment number, Roll number, academic session, college name, and course. After submitting above mentioned information a result of that student will be updated and a web page to submit Practical/viva/internal marks and its description will open. After filling those fields Practical/viva/internal marks registration number will be submitted to that particular student. That number will be use for further result with University. As per university requirement and discussion for planning, designing and development of web based application platform and

that will be user friendly, multi tasking and easy to operate by any authorized departments as per user login module wise.



लखनऊ विश्वविद्यालय
University of Lucknow

Online Examination Portal



Lucknow - 226 007, India


Internal Assessment/Practical/Viva-voce Marks Update Portal

Portal Login

Username

Password

Password is case-sensitive



Enter Captcha

Log In

Important Information

- ✓ Only use compliant browsers (as mentioned in footer below).
- ✓ Cookies and Javascript must be enabled to function properly
- ✗ Avoid clicking browser's BACK button.
- ✓ Always close browser window after logging out, open a new window to login again!

In case of any problems related to this website, please contact us on support@support.com or call us on 0000 000 00000 between 10:30 AM till 05:30 PM with your Login id. Compliant Browsers are Google Chrome-45 / Mozilla Firefox-42 / Safari-9 / Opera-33 / Internet Explorer-11. Any other browser or previous version of pre-mentioned browsers may present undesirable/unexpected behaviour. Use browsehappy.com to get updates to your current browser.



Home Examiners Profomas Reports Help

Please fill the information very carefully. Edit will not be allowed once submitted. सहायता हेतु सभी जानकारी हेल्प सेन्स में उपलब्ध है।

(FACULTY OF ARTS)

Use the options above.

In case of any problems related to this website, please contact us on support@support.com or call us on 0000 000 00000 between 10:30 AM till 05:30 PM with your Login id. Compliant Browsers are Google Chrome-45 / Mozilla Firefox-42 / Safari-9 / Opera-33 / Internet Explorer-11. Any other browser or previous version of pre-mentioned browsers may present undesirable/unexpected behaviour. Use browsehappy.com to get updates to your current browser.

External examiners details will be filled for the practical examination. The list of External examiners designated for the practical examination by University. Department and College of University will prepare here. Dean of the different department of university login to the portal make a list of the examiners of practical exams for colleges affiliated with the university. List uploaded to the portal and received by the authority of the colleges on their dashboard on the portal.



Home Examiners Proformas Reports Help

Please fill the information very carefully. Edit will not be allowed once submitted. सावधान रहें, सभी जानकारी हेतु प्रेजेंट से उपलब्ध है।

Teacher List (FACULTY OF ARTS)

Show 10 entries Search:

Code/Login	Examiner	Mobile	Action
T00008	Dr. Mukul Shrivastava	9415087745	
T00035	Prof. H.L. Bharti	9450759302	
T00038	Dr. Shama Mahmood	9454725252	
T00050	Dr. Vaishali Saxena	9415000709	
T00053	Dr. Shradha Chandra	9140292902	
T00054	Dr. Nandita Kaushal	9415521618	
T00099	Dr. K. Jamalluddin	9415756190	
T00100	Dr. Siraj Ahmad	9236052658	
T00101	Dr. Harendra Kumar	8004967665	
T00102	Dr. Vivek Chauhan	9336079566	

Showing 1 to 10 of 54 entries

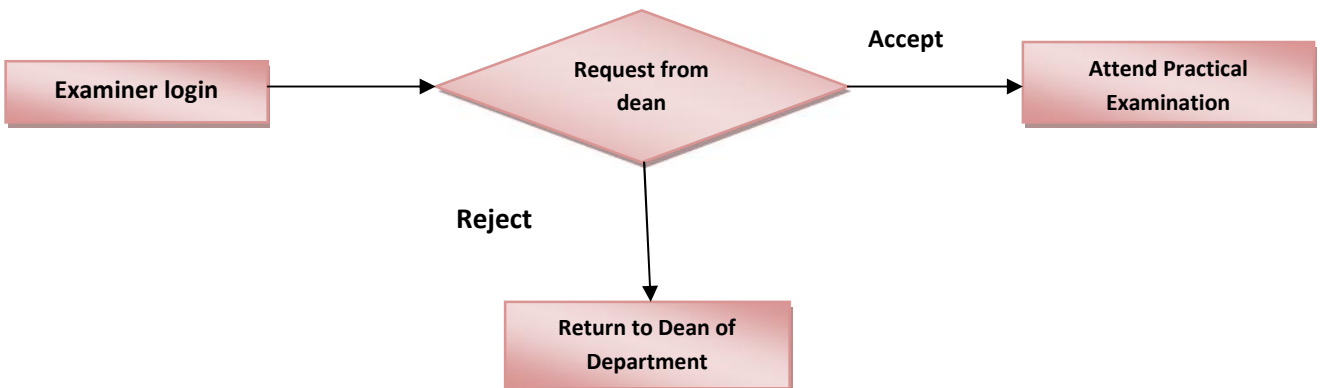
Previous 1 2 3 4 5 6 Next

Add New Examiner

In case of any problems related to this website, please contact us on support@support.com or call us on 9000 200 00000 between 10:30 AM till 05:30 PM with your Login id. Compliant Browsers are Google Chrome-45 / Mozilla Firefox-42 / Safari-9 / Opera-33 / Internet Explorer-11. Any other browser or previous version of pre-mentioned browsers may present undesirable/unexpected behaviour. Use browserhappy.com to get updates to your current browser.

Clicking on the Proforma menu will display the curriculum, subject list of Practical, Viva -voce and internal assessment.

After the list of the examiners is prepared by the dean of the department a request sent to the examiners dashboard and examiners can accept or reject it. If request will be accepted examiner would attend practical exams at the college scheduled. If rejected dean have to assign another examiner.



Please fill the information very carefully. Edit will not be allowed once submitted. सहायता हेतु हमारी जानकारी हेल्प मेनू में उपलब्ध है।

Add a new Examiner

College (FACULTY OF ARTS)		Subject * Select Subject	
Examiner Name * Examiner Name	Mobile No * Mobile No	Dept./College Email Dept./College Email	Dept./College Address Dept./College Address
<input type="button" value="Add Examiner"/>			

In case of any problems related to this website, please contact us on support@support.com or call us on 0500 000 0000 between 10:30 AM till 05:30 PM with your Login id. Compliant Browsers are Google Chrome-45 / Mozilla Firefox-42 / Safari-9 / Opera-33 / Internet Explorer-11. Any other browser or previous version of pre-mentioned browsers may present undesirable/unexpected behaviour. Use browsehappy.com to get updates to your current browser.

Through Add new Proforma link, Departments or colleges will prepare a list of Practical, Viva-voce and Internal Assessment of the subjects operated in the Department of the University and the College. After clicking on the Fill Online link, the list of the students available in the above mentioned subject (who have filled online examination forms) will be displayed in the department or college.



Please fill the information very carefully. Edit will not be allowed once submitted. संपूर्ण सूत्र सही जानकारी देना होगा कि त्रुटि नहीं है।

Profoma List

[Add New Profoma](#)

Show 10 entries

Search

Doc#	Degree	Subject	Code	Type	Exam Date	Locked?	Action
2421	P.G DIPLOMA-YEAR-1-SEM-1	N.SC AND YOGA	PAPER-5: SFA-4151	Internal Assessment	10-Nov-2017	True	Fill Online Download Act Delete
2420	P.G DIPLOMA-YEAR-1-SEM-1	N.SC AND YOGA	PAPER-4: SFA-4150	Internal Assessment	09-Nov-2017	True	Fill Online Download Act Delete
2419	P.G DIPLOMA-YEAR-1-SEM-1	N.SC AND YOGA	PAPER-3: SFA-4149	Internal Assessment	08-Nov-2017	True	Fill Online Download Act Delete
2418	P.G DIPLOMA-YEAR-1-SEM-1	N.SC AND YOGA	PAPER-2: SFA-4148	Internal Assessment	07-Nov-2017	True	Fill Online Download Act Delete
2416	P.G DIPLOMA-YEAR-1-SEM-1	N.SC AND YOGA	PAPER-1: SFA-4147	Internal Assessment	06-Nov-2017	True	Fill Online Download Act Delete
3040	MASTER OF PUBLIC HEALTH (COMMUNITY MEDICINE)-YEAR-2-SEM-3	COMMUNITY MEDICINE AND PUBLIC HEALTH	PAPER-4: PAPER-1	Internal Assessment	09-Nov-2017	True	Fill Online Download Act Delete
3038	MASTER OF PUBLIC HEALTH (COMMUNITY MEDICINE)-YEAR-2-SEM-3	COMMUNITY MEDICINE AND PUBLIC HEALTH	PAPER-3: PAPER-1	Internal Assessment	08-Nov-2017	True	Fill Online Download Act Delete
3031	MASTER OF PUBLIC HEALTH (COMMUNITY MEDICINE)-YEAR-2-SEM-3	COMMUNITY MEDICINE AND PUBLIC HEALTH	PAPER-2: PAPER-1	Internal Assessment	07-Nov-2017	True	Fill Online Download Act Delete
3027	MASTER OF PUBLIC HEALTH (COMMUNITY MEDICINE)-YEAR-2-SEM-3	COMMUNITY MEDICINE AND PUBLIC HEALTH	PAPER-1: PAPER-1	Internal Assessment	06-Nov-2017	True	Fill Online Download Act Delete
3026	MASTER OF PUBLIC HEALTH (COMMUNITY MEDICINE)-YEAR-1-SEM-1	COMMUNITY MEDICINE AND PUBLIC HEALTH	PAPER-6: PAPER-6	Viva-Voce	29-Dec-2017	True	Fill Online Download Act Delete

Showing 1 to 10 of 209 entries

Previous [1](#) [2](#) [3](#) [4](#) [5](#) ... [21](#) Next



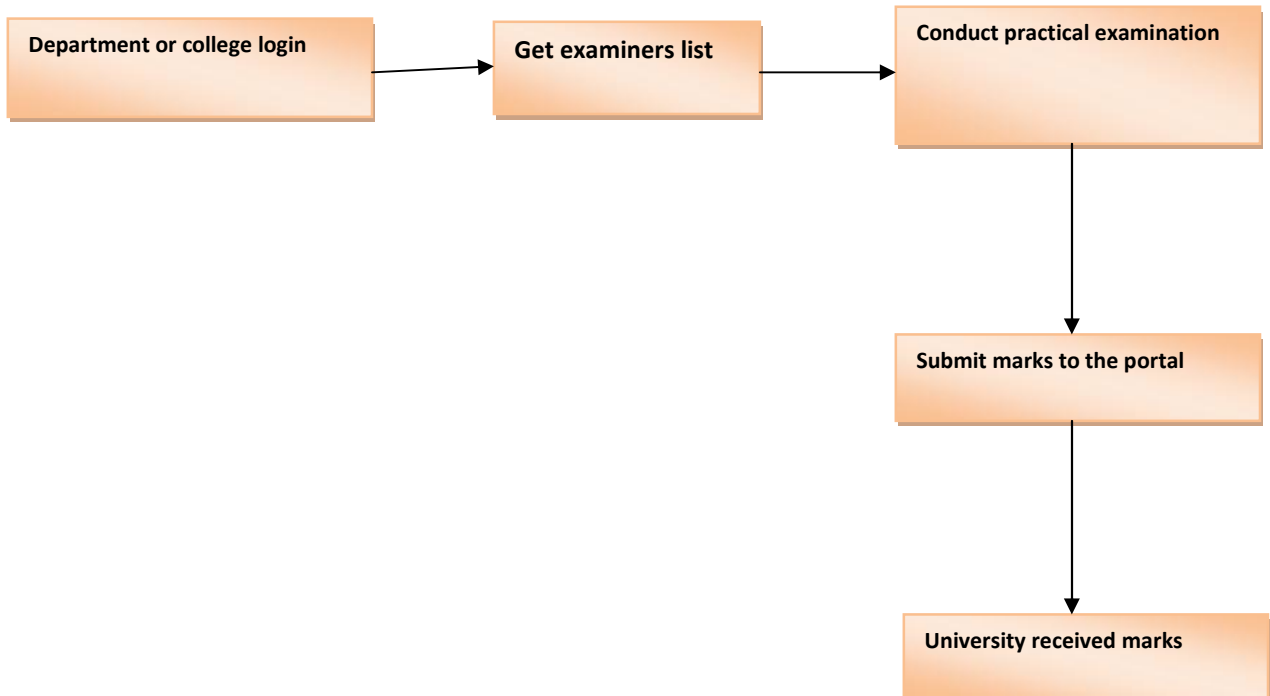
Home Examiners Profomas Reports Help

Please fill the information very carefully. Edit will not be allowed once submitted. सहायता हेतु सभी जानकारी हेल्प मेनू में उपलब्ध है।

Session and Paper Details

College (FACULTY OF ARTS)	Session * Select an option	Type * Select an option	Entry * Marks
Course * Select an option	Subject * Select an option		
Paper * Select an option	Exam Date * <input type="text"/>	Max Marks * 0	
External Examiner Select an option	Internal Examiner (First) * <input type="text"/>	Internal Examiner (Second) <input type="text"/>	Principal/HOD * <input type="text"/>


[Save Proforma](#)



3.5 Scanning of OMR sheets

Scanning of objective type OMR sheet and data preparation for result processing will be processed and the marks with paper code are used to process the results.

Online result

 लखनऊ विश्वविद्यालय, लखनऊ University of Lucknow MARKS SHEET	
Backpaper Exam 2016-2017	
COURSE	LL.B. (HONS)-YEAR-1-SEM-2 - LAW (BACK-PAPER) ▼
LL.B. (HONS)-YEAR-1-SEM-2 - LAW (BACK-PAPER)	
ROLL NUMBER	14001086064
	<input type="button" value="Search"/>

© University of Lucknow Uttar Pradesh Lucknow

Dated : 22-08-2020

UNIVERSITY OF LUCKNOW

INTERNET GENERATED COPY

VIDYANT HINDU DEGREE COLLEGE, GAUTAM BUDH MARG , LUCKNOW

Roll No. : 190800020046
Name of Candidate : ALOK SINGH
Father's Name : DHARM NATH SINGH
Mother's Name : SAMITA SINGH
Name of Examination : B.A. SEMESTER - II EXAMINATION JUNE - 2020

SUBJECT : B.A.	MARKS								
	THEORY			INTERNAL		TOTAL			
	MAX	MIN	OBT	MAX	OBT	MAX	MIN	OBT	
NAME OF PAPER									
ENGLISH (ENG)									
P I: DRAMA	80	27	34	20	13	100	33	47	
P II: PROSE	80	27	35	20	14	100	33	49	
HISTORY (HIS)									
P I: HISTORY OF MEDIEVAL INDIA (1526 AD - 1739 AD)	80	27	38	20	10	100	33	48	
P II: HISTORY OF EUROPE 1600-1789	80	27	41	20	11	100	33	52	
POLITICAL SCIENCE (POL)									
P I: POLITICAL THEORY-II	80	27	44	20	9	100	33	53	
P II: CONSTITUTION OF INDIA	80	27	38	20	9	100	33	47	
SEMESTER TOTAL-II				600	216	296			

RESULT : PASSED

PROMOTION : PROMOTED TO SEM III

Note : University does not own for the errors or omissions, if any, in this statement.

Correction, if any to be reported within 7 days of publication of Result.

1096722

S. No. : 881549



University of Lucknow

LUCKNOW, (U.P.) INDIA

MARKSHEET



DR. ASHA SMRITI MAHAVIDYALAYA, DEVA ROAD, CHINHUT , LUCKNOW

Roll No. : 180240675007 Enrollment No. : 18411291
 Name of Candidate : MIHIR SINGH
 Father's Name : NAGENDRA SINGH
 Mother's Name : HIRDAYESHWARI SINGH
 Name of Examination : B.Lib.I.Sc. SEMESTER-I EXAMINATION, DECEMBER- 2019



SUBJECT : LIBRARY AND INFORMATION SCIENCE	MARKS					
	THEORY		INTERNAL		TOTAL	
	MAX	MIN	OBT	MAX	MIN	OBT
NAME OF PAPER						
7037-FOUNDATIONS OF LIBRARY AND INFORMATION SCIENCE	70	28	32	30	20	100 40 52
7038-KNOWLEDGE ORGANIZATION AND INFORMATION RETRIEVAL (THEORY)	70	28	41	30	22	100 40 63
7039-KNOWLEDGE ORGANIZATION PRACTICE-I						100 40 45
7042-REFERENCE AND INFORMATION SOURCES	70	28	37	30	20	100 40 57
7043-INFORMATION TECHNOLOGY (THEORY)	70	28	28	30	20	100 40 48
SEMESTER TOTAL				500	200	265

RESULT : PASSED



The entries in The University Marks Register shall be final in case of any discrepancy.

Dated : 29 February 2020
Lucknow

Compared and Checked by (with name & Date)

- 1.
- 2.

Controller of Examination
University of Lucknow, Lucknow



Original marksheet with security features and online verification system through QR Code

University has recently launched a Web portal for necessary services of examination department so that a student can get all his academic records online. Details are as under

Online Web based Software Application “Digital Document Management System (DDMS)”

- 1.** The world is becoming digital and use of digital data is growing. Hence, it is very important to optimize these data and secure or preserve them in an eco-friendly manner. We are here introducing a web based software solution with a new method to digitize the academic records of the students and embed the digital data itself in the form of encrypted security Codes, which can only be retrieved and decrypted by authorized users using this web-application so that these digital data cannot be retrieved by unauthorized person.
- 2.** With the help of web based application the applicant’s academic records such as Mark sheet/Degree or Certificates will now be printed along with a QR Code having other hidden security features. The verifier will be having a special access (as per pre defined user access privileges) in this application and can also verify document on his android/IOS mobile device through web browser by scanning the QR Code on the digital certificates. The web application module for this activity will decode the QR Code and accordingly contents to the website and downloads the original copy of the certificate along with the student photo registered with the certificate. On receiving the copy of certificate the verifier can easily detect the submitted copy is true or fake.
- 3.** In Software Application System, we save all the data of every student in the QR Code, like roll number, student’s name, registration number, semester and year, marks obtained in different subjects and grades secured. All this data is firstly encrypted, and saved and embedded in QR code, and then QR codes are printed in mark-sheet of the student. So, in future any student or any person want to see their mark-sheet digitally or want to retrieve their mark- sheet or send their academic information to any university or organization in digital format, then they can just scan the QR code, decrypt and send the information.
- 4.** The Software Application can be easily implemented. Due to QR code and other hidden security features, it increases the complexity of the forgery process and hence system is secured as per several security layers to the mark-sheet/degree and other academic records.
- 5.** In Software Application administrator updates and stores the information on the server. This information carries the details of Students, their marks and academic certificates. Official and students on demand can download these digital certificates. The QR CODE patched on digital certificate contains the digital ID of the certificate and the data is encrypted and encoded in the QR CODE. The server on demand patches the Encoded QR CODE on the digital certificate.
- 6.** The official, who must be a registered user of the Software Application System, can scan the digital Certificate for getting the right and valid information of the certificate. The android mobile contains an application which can scan the QR CODE on the certificate. The user needs to enter the authentication PIN which is given to him during the registration process. This PIN is send to the Server along with the IMEI (International Mobile Equipment Identification) which the server

authenticates the User and check whether the application is running on the same registered Mobile. After validating if found a valid user then the server provides an acknowledgement to the Mobile application which further activates the camera for scanning the QR Code.

7. The user now captures the QR CODE which is then printed on the certificate. The content of QR CODE is decoded by the web based application module can access through mobile browser and the Document Digital ID is found. This digital ID is further encrypted using the user PIN and is send to the server. The server then decodes the contents and send the all the required information to the user on his web base mobile application. The Mobile application shows the information that should be there on the certificate. The user can manually validate the contents. And user can determine the fake information on the certificate. This information help the user to find out the produced certificate is valid or not.
8. The Software Application can produce regular reports on operations for every level of management.
9. The Software Application is able to work with any standard server, high end PC, Mobile Android/IOS and compatible with any type of scanner.
10. The Software Application is very flexible and user friendly to prove relocation reclassification of data and has many achieving facilities as per user privilege.
11. The retrieval of document on the Software Application is very efficient fast and user friendly.
12. The Software Application solution provides stringent security features and provable on demand, for the data stored and indexed.
13. The Software Application User's Manual is very easy and friendly in operations and our trained staff provides comprehensive training to all the users for operations on site. The training enables users to independently carry out activities through the Software Solution.

3.1 Operation:

The most important feature of this Software Application is e-sign token. Without e-token nobody can login to this Software Application accept applicant will receive OPT on registered Mobile No. With the help of this Software Application Data can be upload by only Administrator level user must have e-sign token in desired format after login. After this the person who is authorized as preparer can create document on pre defined templates and he will forward data to the next authorized user. The next user would be checker and he will login with e-token to the application will check for errors. If he finds any error will intimate to preparer to make necessary correction or even he can also make correction in data. So in this way data will travel to different-different authorized user and Finally e-degree, mark sheet and certificate will be generate with unique QR code. For verification process the verifier will have a browser based mobile app on his mobile. First he will on the app with 3rd party user privilege which will be connected with dedicated server and scan the unique QR code. This scanned code will be verified by server under internal process of encryption and decryption. So in this way the login for Vice-Chancellor, Controller

of Examination and Registrar with Digital Signature will be individually for different activities. This Application will be implemented on university website for downloading digitally signed and QR code implemented e-degree, mark sheet and Certificates. This application will have feedback, query form and SMS and e-mail integration will be done at each and every level of software activity.

3.2 Scope of Work for Request and Authentication of different Academic Records:

- Apply for Online Submission of Request for Registration (New User).
- Apply for Online Submission of Request of Provisional Degree. Duplicate Mark Sheet, Migration & Transcript through the University website.
- Submission of Online Payment of Processing Fee.

3.3 Function of Web Based Application

- Student will access through the Official Website of the University.
- There will be a link as **“Apply Online Request and Authentication for Records”**.
- When the Applicant clicks on the link a login screen will be appear for registered users and for new users a link also be there for registration.
- For new user registration a confirmation link will be send to his/her email id.
- By clicking confirmation link by opening email id the applicant be directed to university website for login.
- After successful login, he/she will be taken to the section of selection for their requirement for Provisional Degree. Duplicate Mark Sheet, Migration & Transcript.
- The system will ask for initial information such as Registration No. and type of Exam – Regular or Private etc.
- The system will ask for Year, Class and Subject for which the student wishes to apply. For Year Class and Subject selection a dropdown menu will be there for all the years for all the courses.
- On submission of the above data, the next screen asks for the Roll Number & year of final year, Roll Number & year of second year and Roll Number & year of first year. On submission of the above data, the data is validated from the result database and if found all right, the system proceeds to the next screen otherwise warning message is displayed showing the error and system will not continue. For successful submission, Enrollment Number must exist in result database. Otherwise the system will not proceed and show the message to student to get Enrollment Number updated first.
- If validated, the next screen shows the student details and student is required to fill its mobile number, email id and complete postal address.
- Submission of Online Payment of Processing Fee (Pre Defined Fees Decided by university) according to Applicant Request.

- When applicant submits the above information & completes all step of application a receipt will be generated showing that online request has been received and a unique Registration Number is allotted.
- This Registration Number shall be used for further processing from now onwards.
- On each event a SMS/Email will be send to Applicant's Mobile Number/Email ID.
- The University authorized person verifies the details and for required fee deposits as per request received from Applicant-ID and Unique Registration No. according to Bank Statement. If founds everything OK then he sends this request to the Data Administrator for further action.
- The Data Administrator transfers this request to the concerning department of Applicant. The Department verifies the data of the student through University database (Scanned Images of Tabulation Register or with Hard Copy). On proper verification details of applicant the Department issues a duplicate document as per request received and it transferred to dispatch department. The digital copy of newly issued duplicate document also uploads to the Online Application.
- A confirmation message for newly issued duplicate document as per applicant's request with dispatch no. and date send to applicant on his/her registered mobile no. through SMS and on registered email ID. Applicant can take a verified print through online link with the help of his/her registration no.



UNIVERSITY OF
LUCKNOW



University of Lucknow | Centenary Year
लखनऊ विश्वविद्यालय | शताब्दी वर्ष

Instruction in English

The Student must have the following before starting the Registration Process:

1. A valid University Enrollment Number and Roll Number.
2. A valid email account. Two or more Students cannot share the same email ID. All future correspondence will be made through the registered email ID.
3. A valid Mobile Number. Two or more Students cannot share the same Mobile Number.
4. Scanned copy of all required documents in JPG/PDF format. The size of the file (JPG/PDF format) should not be less than 100 kb and more than 300Kb.

How to get a Certificate:

- Step 1: Student Registration
- Step 2: Login
- Step 3: Click on Add New Request Button
- Step 4: Select one of the services from the list of available services.
- Step 5: Wait for 7-15 days while your request is verifying by the university authority.
- Step 6: When verification will complete you will get a notification on the registered mobile number and registered Email Id.

FAQ (Frequently ask question)

❖ Can I request for a certificate without registration?

No, you have to register yourself first.

❖ Can I register without the university enrollment number?

No, university enrollment number is required for registration.

❖ Can I check my request status?

Yes, you can check request status after login to <http://coelu.indiaexaminfo.co.in/>.

❖ Can I request multiple certificates at a time?

Yes, you can add multiple requests at a time.

REGISTRATION PROCESS



UNIVERSITY OF LUCKNOW
Office of the Controller of Examination



[Home](#) [Student Registration](#) [Student Login](#) [Grievances](#) [How To Apply](#) [Fees & Documents Details](#) [Official Login](#)

[Student Login](#)

[Student Registration](#)



University of Lucknow | Centenary Year
लखनऊ विश्वविद्यालय | शताब्दी वर्ष

**UNIVERSITY OF LUCKNOW
WELCOMES YOU**



REGISTRATION PROCESS

UNIVERSITY OF LUCKNOW
Office of the Controller of Examination

100 Years
University of Lucknow Centenary Year
लखनऊ विश्वविद्यालय शताब्दी वर्ष

Home Student Registration Student Login Grievances How To Apply Fees & Documents Details Official Login

Student Login Student Registration

100 Years
University of Lucknow Centenary Year
लखनऊ विश्वविद्यालय शताब्दी वर्ष

**UNIVERSITY OF LUCKNOW
WELCOMES YOU**

Click on Student Registration Button to start the registration



Step 1- REGISTRATION PROCESS

The screenshot displays the University of Lucknow website's registration page. At the top, there is a navigation menu with links for Home, Student Registration, Student Login, Grievances, How To Apply, Fees & Documents Details, and Official Login. The header features the university's logo and name, along with a 100th Anniversary banner. The main content area is titled 'Student Registration' and includes a 'Student Login' button. A red banner with a warning icon and the text 'Please read instruction before start registration process!' is present, with a link to 'Click here to read instructions'. Below this, the 'Enrollment Number:' label is followed by an empty input field. A red error message 'This Field is Required' is displayed below the input field. A reCAPTCHA 'I'm not a robot' checkbox is also visible. At the bottom of the form is a purple 'Submit' button. The background of the page shows a large, ornate building with white domes and arches.

Enter Enrollment Number then click on submit button.

Step 2- REGISTRATION PROCESS

Fill Details

UNIVERSITY OF LUCKNOW
Office of the Controller of Examination

Home Student Registration Student Login Grievances How To Apply Fees & Documents Details Official Login

Student Registration

Title *	University Enrollment No.*	Name of Student *
<input type="text"/>	LA/ <input type="text"/>	S/ <input type="text"/>
Father's Name *	Mother's Name *	Gender *
D/ <input type="text"/>	S/ <input type="text"/>	F/ <input type="text"/>
Category *	Password	Confirm Password *
C/ <input type="text"/>	*****	Confirm Password
Aadhar Number.	Email Id *	Mobile No. *
Aadhar Number.	r/ <input type="text"/>	Mobile No. *
House No & Street Name *	Country *	State *
<input type="text"/>	<input type="text"/>	<input type="text"/>
City *	Pincode	
<input type="text"/>	Pincode	

[Proceed](#)

In Step -2 some fields will automatically populate and some fields

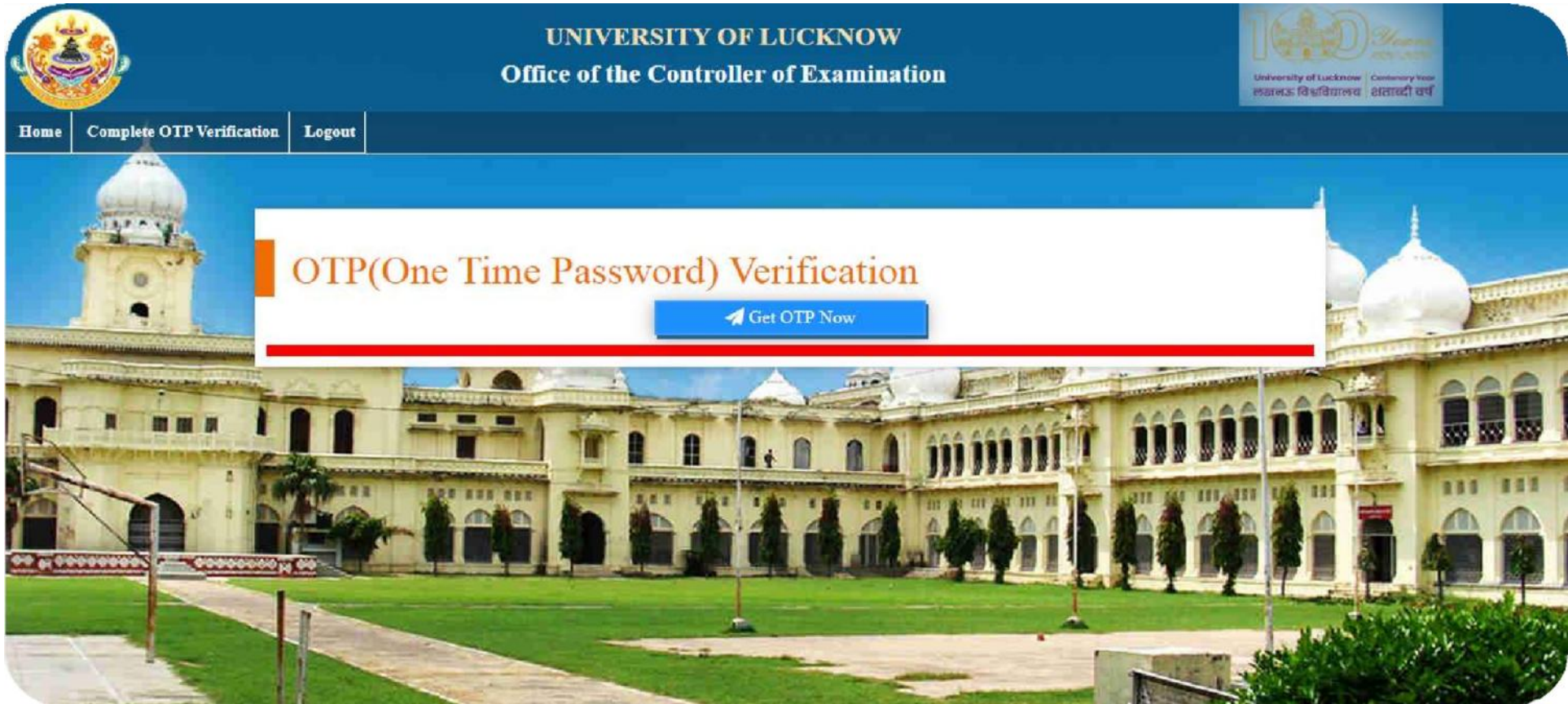
Step 2- REGISTRATION PROCESS

Fill Details

need to filled by students.

Step 3- REGISTRATION PROCESS

Get OTP(One Time Password) Verification



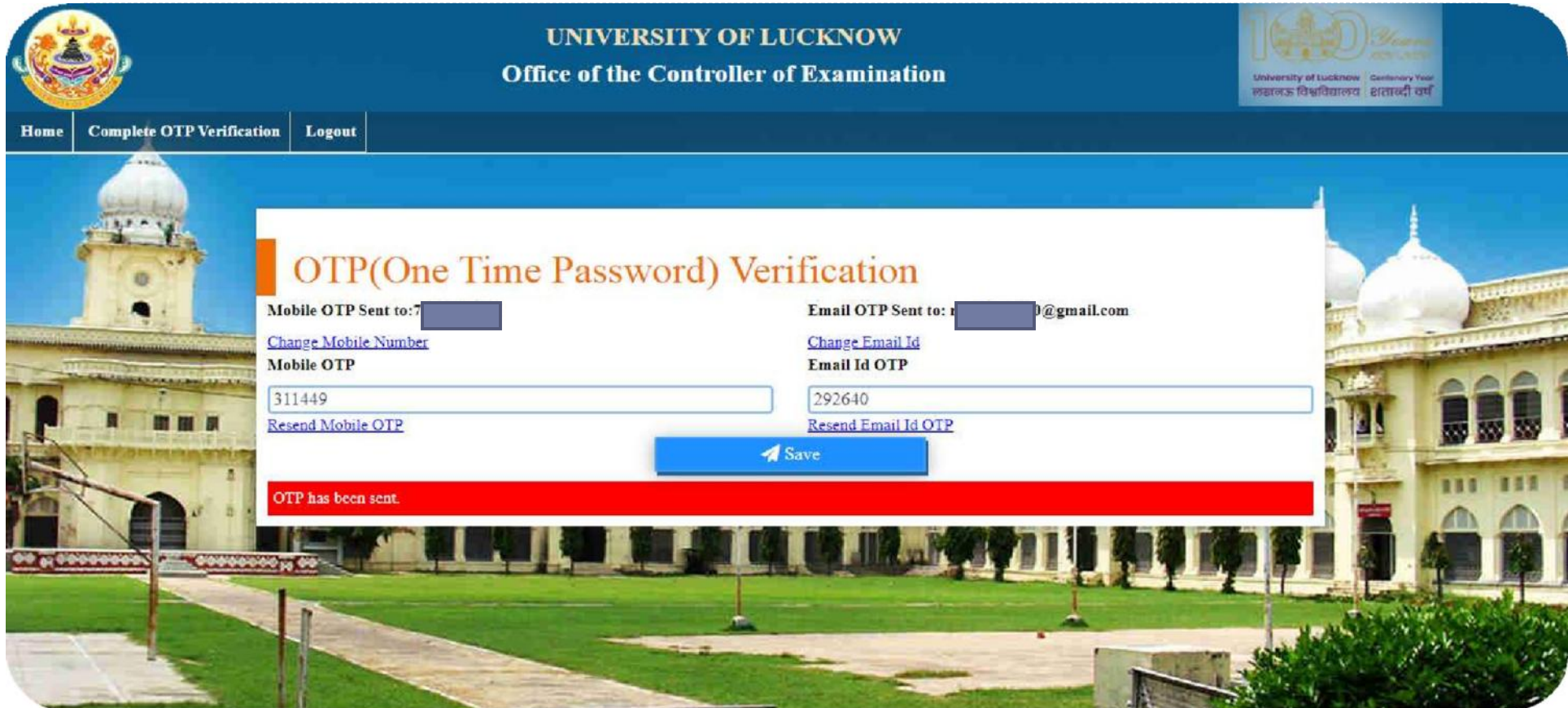
The screenshot displays the website interface for the University of Lucknow. At the top left is the university's emblem. The header text reads "UNIVERSITY OF LUCKNOW" and "Office of the Controller of Examination". On the right, there is a "100th Anniversary" banner. The navigation menu includes "Home", "Complete OTP Verification", and "Logout". The main content area features a large image of the university building with a white dome. Overlaid on this image is a white box containing the text "OTP(One Time Password) Verification" and a blue button labeled "Get OTP Now".

Click on Get OTP Now Button to generate OTP(One Time Password)



Step 4- REGISTRATION PROCESS

Verify OTP(One Time Password)



The screenshot displays the 'OTP(One Time Password) Verification' page on the University of Lucknow website. The page header includes the university's logo, name, and 'Office of the Controller of Examination'. A navigation bar contains links for 'Home', 'Complete OTP Verification', and 'Logout'. The main content area features a white form with two columns for mobile and email verification. The mobile column shows a number '311449' and a 'Resend Mobile OTP' link. The email column shows a partially visible email address ending in '@gmail.com' and a 'Resend Email Id OTP' link. A blue 'Save' button is centered below the input fields. A red banner at the bottom of the form states 'OTP has been sent.' The background of the page is a photograph of a large, ornate university building with a central dome and multiple minarets.

UNIVERSITY OF LUCKNOW
Office of the Controller of Examination

Home | Complete OTP Verification | Logout

OTP(One Time Password) Verification

Mobile OTP Sent to: [Redacted] | Email OTP Sent to: [Redacted]@gmail.com

[Change Mobile Number](#) | [Change Email Id](#)

Mobile OTP | Email Id OTP

|

[Resend Mobile OTP](#) | [Resend Email Id OTP](#)

OTP has been sent.

Enter Email Id & Mobile Number OTP(One Time Password) then click next



Step 5- REGISTRATION PROCESS

The screenshot displays the 'Course Details' page of the University of Lucknow's Office of the Controller of Examination. The page features a blue header with the university's logo and name. Below the header, there are navigation links for 'Home', 'Add Courses', and 'Logout'. A red banner at the top of the main content area contains a message: 'Please check your course details. You can also add your course by clicking on Add New Course Button if your course not in the list of courses. Click on next button to Proceed'. Below this banner, there are two buttons: 'Next' and 'Add New Course'. The main content area is titled 'Student Course Master' and contains a form with the following fields: 'Course Group*', 'Evaluation System*', 'Examination System *:', 'Name of College *:', 'Passing Year *:', 'Roll No. *:', 'Subject/Branch:', 'Topic of Thesis:', and 'Year of Admission *:'. The form is partially obscured by a large blue rectangular box. The background of the page shows a photograph of a building with a large white dome.

Your course details will be displayed here or you can add



course details here.

Click on Next Button to proceed

Process of Add New Request

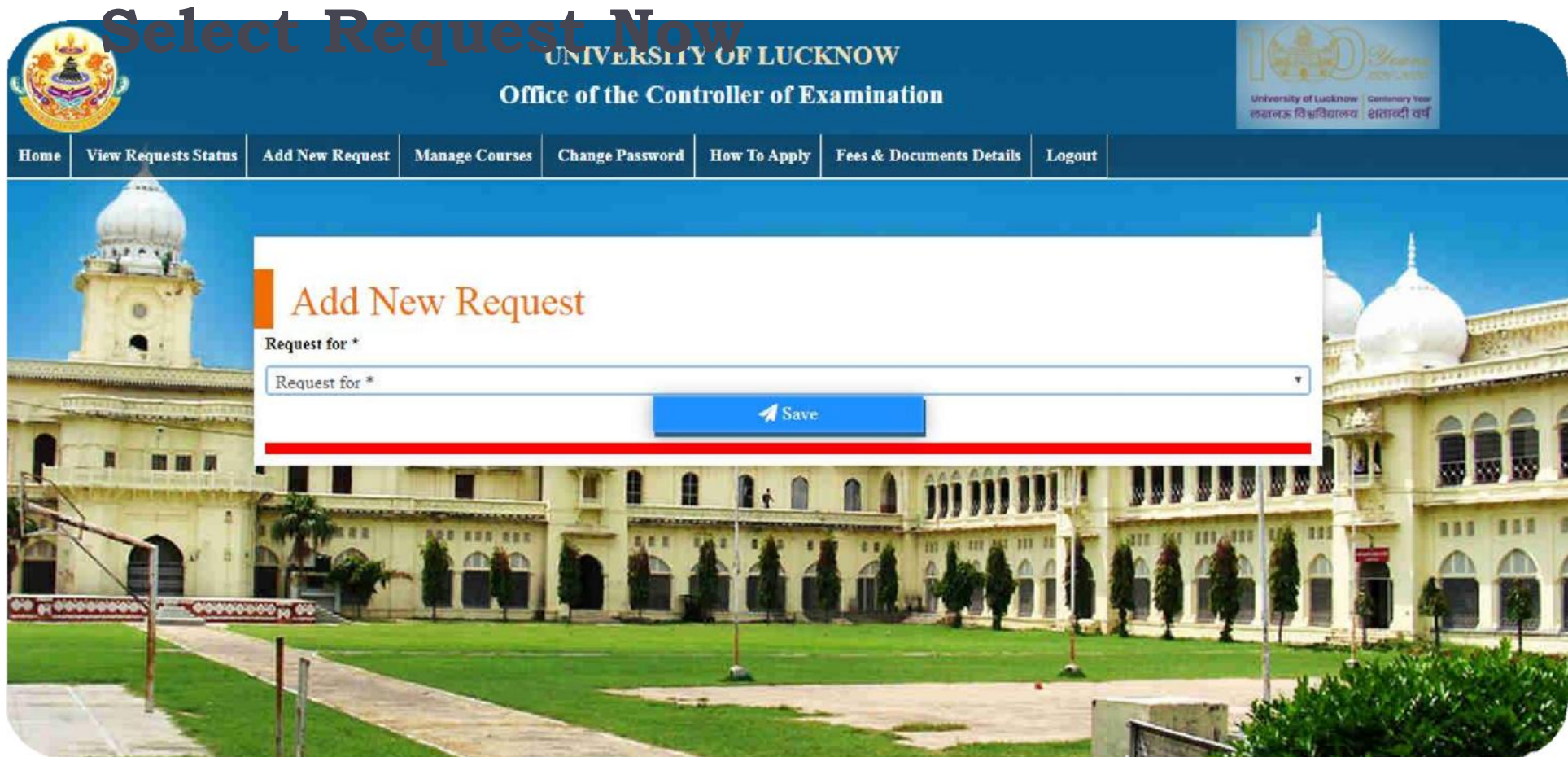


After completing the registration process you can add new request
by clicking on **Add New Request Button**



Step 1- Add New Request

Select Request Now



UNIVERSITY OF LUCKNOW
Office of the Controller of Examination

Home | View Requests Status | **Add New Request** | Manage Courses | Change Password | How To Apply | Fees & Documents Details | Logout

Add New Request

Request for *

Request for *

Save

▶ **Select a request from the list of requests**



Step 2- Add New Request

The screenshot displays the University of Lucknow's website interface. At the top, there is a blue header with the university's logo on the left, the text "UNIVERSITY OF LUCKNOW Office of the Controller of Examination" in the center, and a 100th Anniversary logo on the right. Below the header is a navigation menu with links: Home, View Requests Status, Add New Request, Manage Courses, Change Password, How To Apply, Fees & Documents Details, and Logout. The main content area features a large background image of a university building. Overlaid on this is a white form titled "Request for Migration". The form includes a "Course Group*" label and a dropdown menu currently showing "B.A.". A blue "Proceed" button with a right-pointing arrow is located below the dropdown. A red horizontal line is positioned below the "Proceed" button. At the bottom left of the page, there is a blue right-pointing arrow, and at the bottom right, there is a yellow speaker icon.

Step 3- Add New Request

 UNIVERSITY OF LUCKNOW
Office of the Controller of Examination

 University of Lucknow
लखनऊ विश्वविद्यालय
Centenary Year
शताब्दी वर्ष

[Home](#) | [View Requests Status](#) | [Add New Request](#) | [Manage Courses](#) | [Change Password](#) | [How To Apply](#) | [Fees & Documents Details](#) | [Logout](#)

Upload Documents

Upload Document Specification

Document Type: PDF/JPEG files only.

Document Size: Minimum File Size: 100kb, Maximum file size: 300Kb.

Applicants should verify documents before final submission of application.

Document Name	Upload File
Final Year or Semester Mark Sheet	<input type="button" value="Choose File"/> No file chosen

Next



Step 4- Add New Request

Application Preview

UNIVERSITY OF LUCKNOW
Office of the Controller of Examination

University of Lucknow
लखनऊ विश्वविद्यालय
Centenary Year
शताब्दी वर्ष

Home View Requests Status Add New Request Manage Courses Change Password How To Apply Fees & Documents Details Logout

Request Data

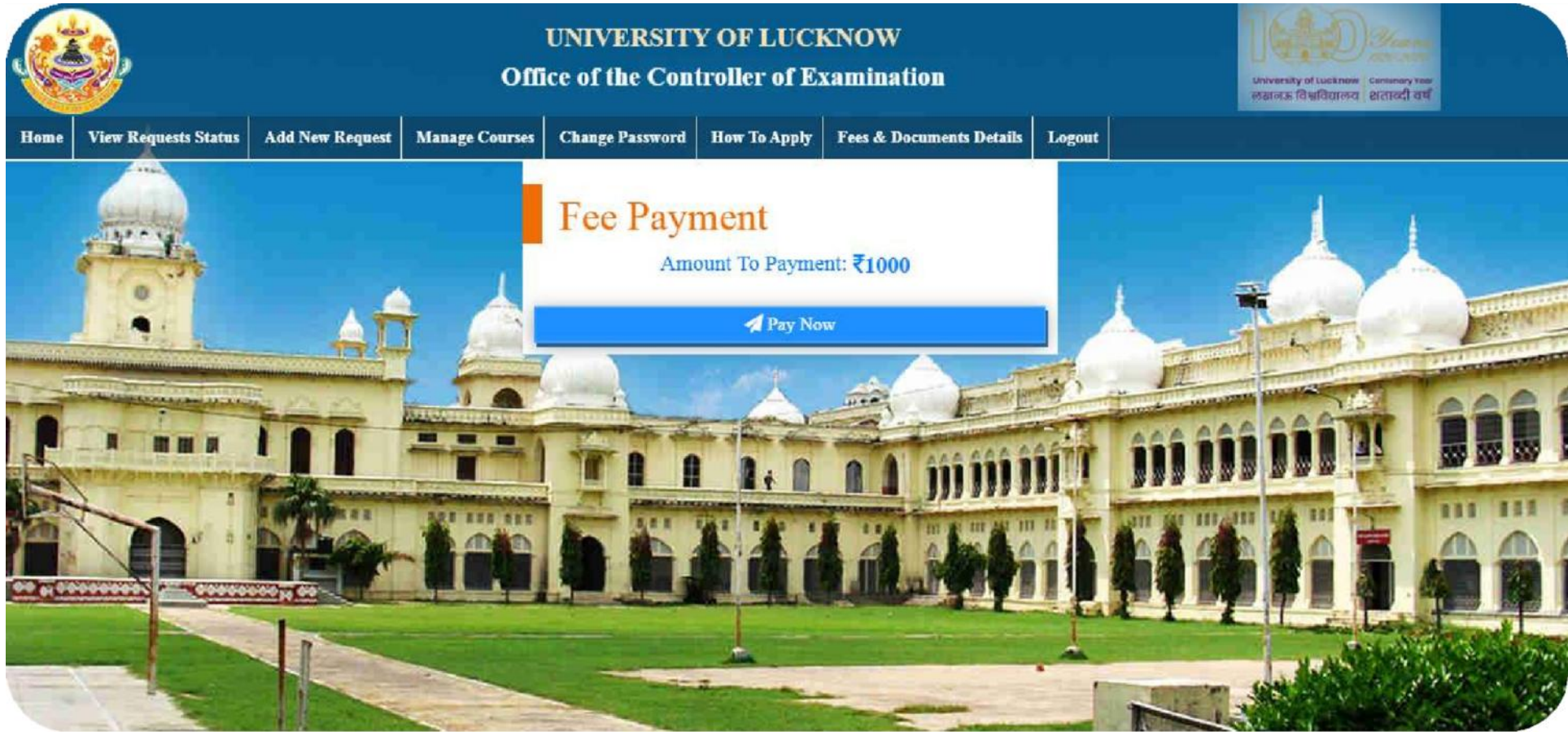
Requested For	Migration	Correspondence Address	515		0
University Registration No	L	Aadhar number			
Roll No	15	Course Group	B.A		
Name of Student	A	Type of Examination	And		
Name of Father	R	Year of Admission	201		
Name of Mother	S	Final Passing Year	201		
Gender	M	Name of College	UN		W
Email Id	m				
Mobile No	72				

Edit Request Make Payment Now

Check request details, if details are correct then click Make Payment Now Button

Step 5- Add New Request
else you can edit request by clicking on **Edit Request**.

Step 5- Add New Request Make Payment Now



The screenshot displays the University of Lucknow website interface. At the top, the university's logo is on the left, and the text "UNIVERSITY OF LUCKNOW Office of the Controller of Examination" is centered. On the right, there is a banner for the 100th Anniversary (1928-2028). Below the header is a navigation menu with links: Home, View Requests Status, Add New Request, Manage Courses, Change Password, How To Apply, Fees & Documents Details, and Logout. The main content area features a large image of the university building with a white dome. Overlaid on this image is a white box with the text "Fee Payment" in orange, "Amount To Payment: ₹1000" in blue, and a blue button labeled "Pay Now" with a right-pointing arrow.

Pay Request fee by clicking on Pay Now Button.



View Request Status



View Requests

2020-04-30 18:16:53	Migration	LA/12/00768 1310010094	AMAR SINGH RAM CHANDRA SHAKUNTLA	Waiting For Acceptance	Detailed Application
---------------------	-----------	---------------------------	--	------------------------	----------------------

[Add New Request](#)



Check request status by clicking on View Request Status Button.